

HERZLICH WILLKOMMEN!

Microsoft KI-Innovationen im Bildungsbereich:

wir stellen Ihnen verschiedene KI-Assistenten für einen innovativen Lehr- und Lernansatz vor



Larissa Forster
Account Executive for Education
Microsoft Education Team Austria

Martina Florian
Account Executive for Education
Microsoft Education Team Austria

Agenda – 15:30-16:20 Uhr

1. Microsoft Künstliche Intelligenz im Bildungsbereich

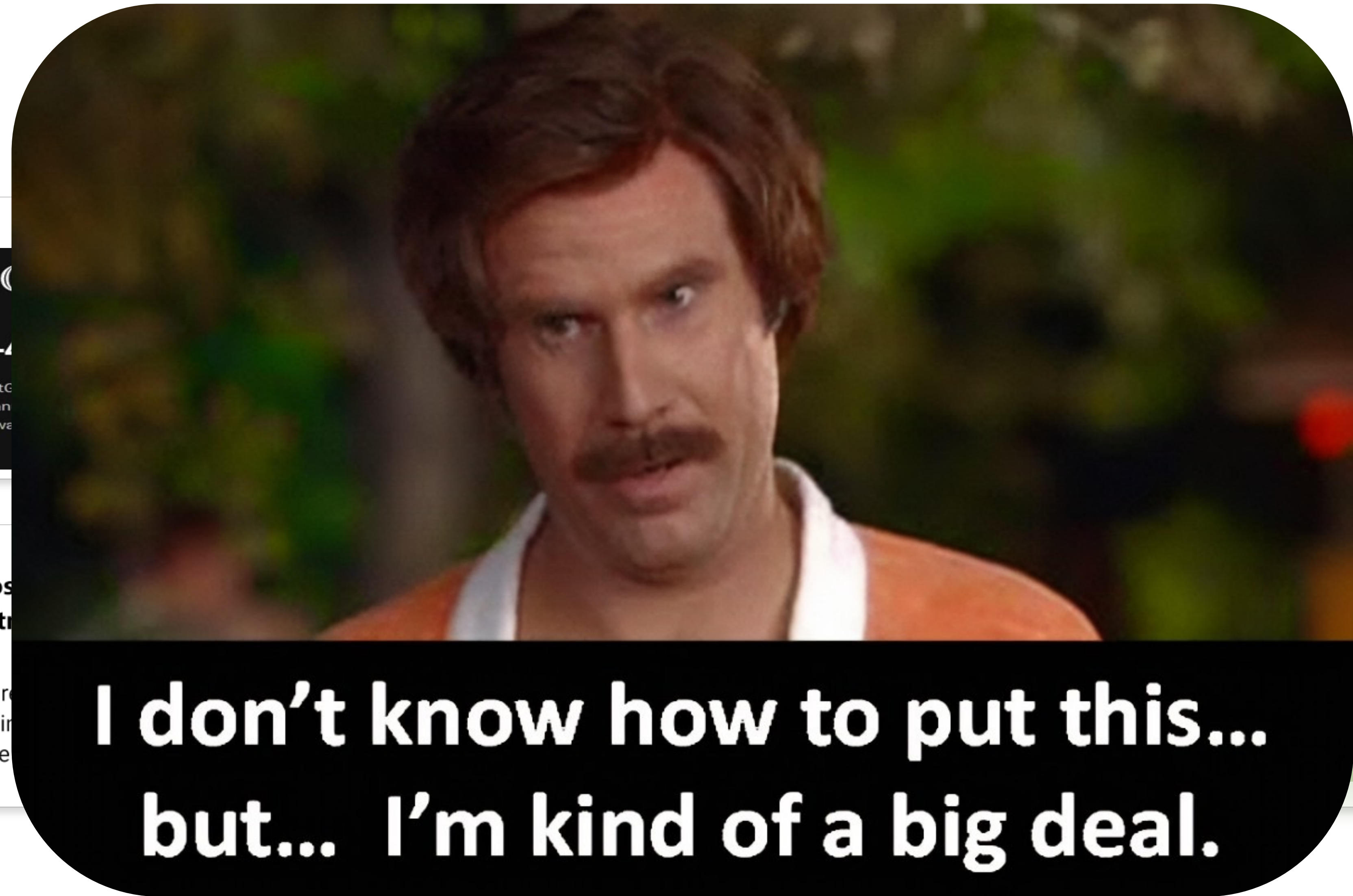
- Microsoft Copilot
- Copilot für Microsoft 365
- Learning Accelerators / Lernbeschleuniger
- Microsoft Designer

2. Microsoft Weiterbildung für Lehrkräfte und Schulleitungen

- Microsoft Learn & Educator Center



2023 war das Jahr der KI



ZEITUNG
ChatGPT
Das kann GPT-4
OpenAI hat ein Update für ChatGPT veröffentlicht, das nun Websites aus Zeichnungen erstellen kann. Ist das die erwartete Klugheit ausfallen. Ist das die erwartete Klugheit ausfallen.
Von **Jakob von Lindern**

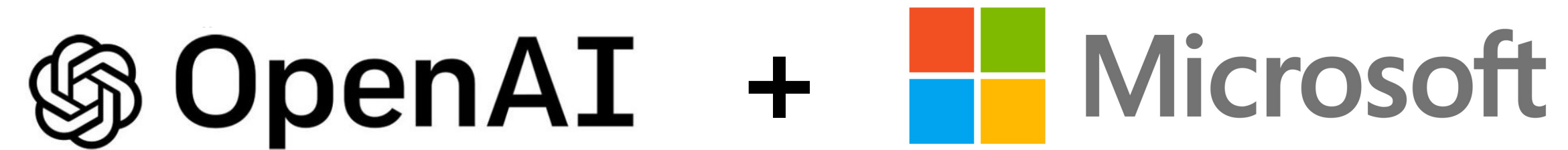
EdTech Focus On Higher Education
Microsoft
Investment
SOFTWARE
A multibillion-dollar agreement aims to bring artificial intelligence into Microsoft tools and the

AI is Shaping the Future of Higher Ed
the myriad ways
transforming higher education's
search practices.

Intelligenz sorgt mit neuen Methoden für Furore
selbst dichten. Sogar Code schreiben

**I don't know how to put this...
but... I'm kind of a big deal.**

Microsoft treibt KI-Innovationen voran



Jahrzehntelange
Forschung und
Entwicklung

Förderung von
verantwortungsvoll
er KI

Sicher von
Anfang an

Zuverlässigkeit und
Leistung

Trusted by
AI leaders
like OpenAI

KI kann Bildung verändern



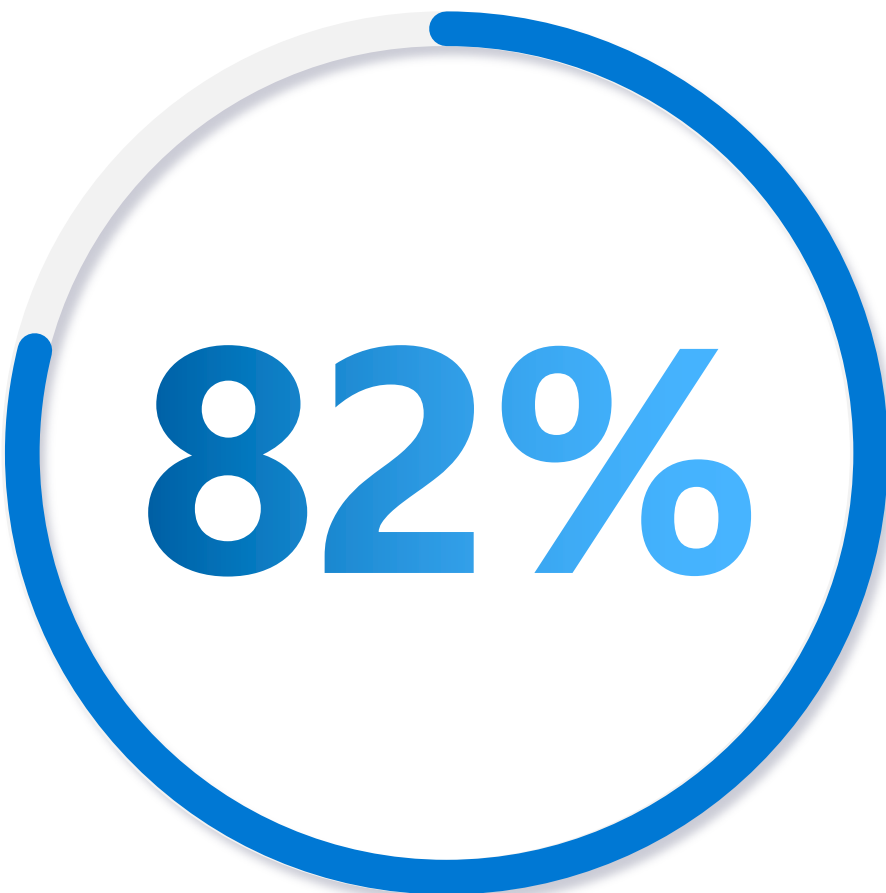
Mehr als die Hälfte der Tätigkeiten von Pädagog*innen müssen von Menschen ausgeführt werden.

45% können mit KI unterstützt und erleichtert werden.

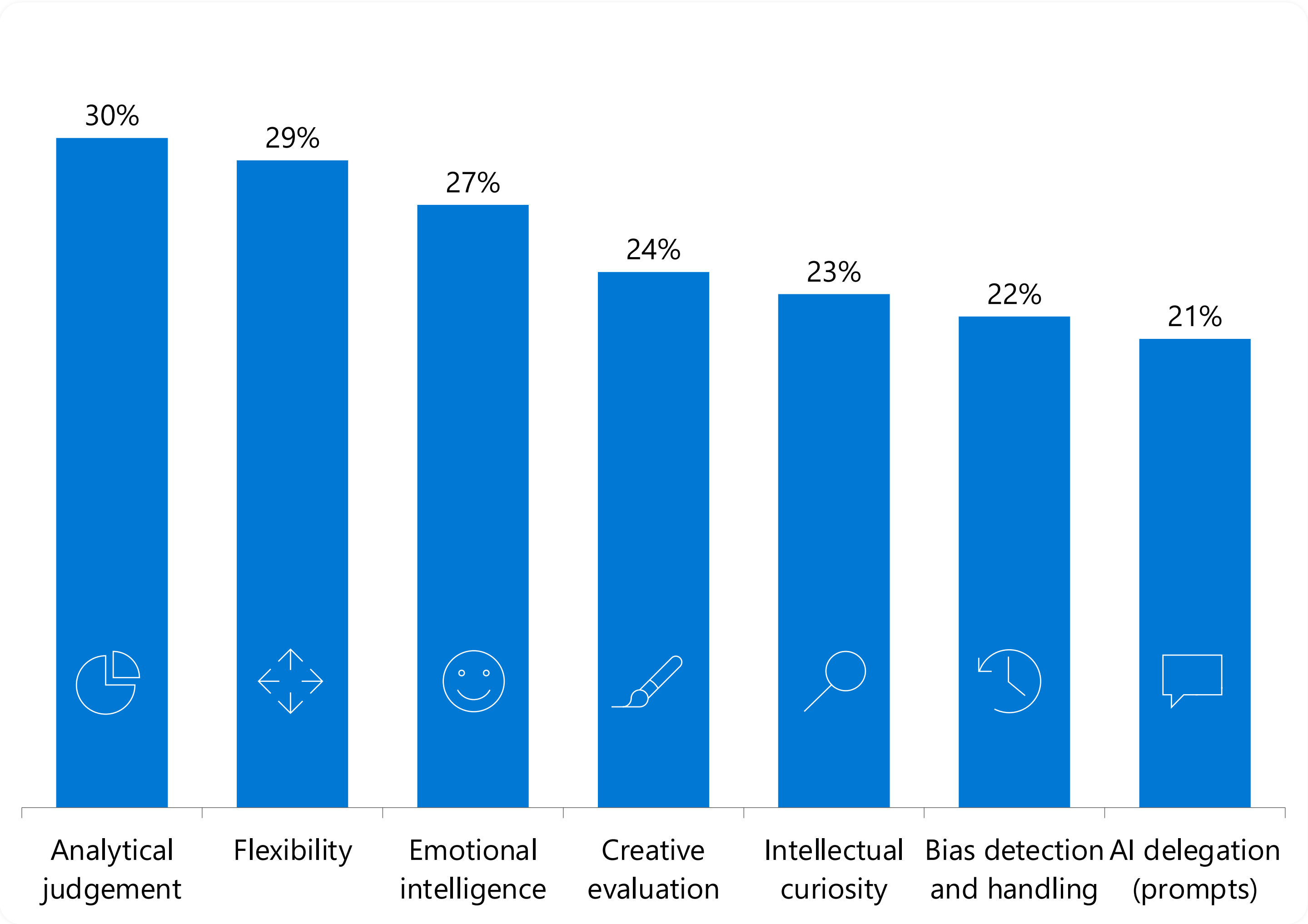


der Führungskräfte geben an, dass Mitarbeitende **neue Fähigkeiten** benötigen, um sich auf KI vorzubereiten

Erforderliche Fähigkeiten für das KI-Zeitalter

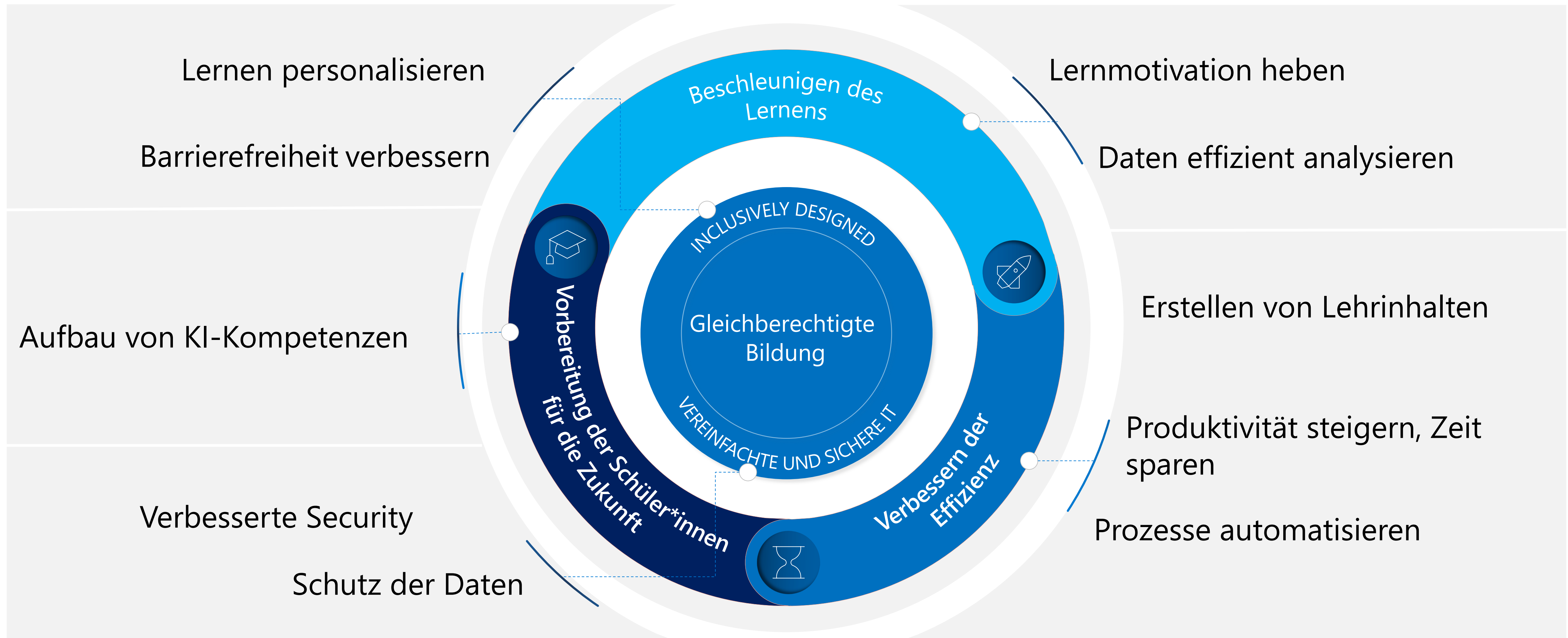


der Führungskräfte geben an, dass Mitarbeitende neue Fähigkeiten benötigen, um sich auf KI vorzubereiten



Source: 2023 Work Trend Index

Welche Chancen bietet KI in der Bildung?



KI-Prinzipien von Microsoft



Fairness



Zuverlässigkeit
und Sicherheit



Datenschutz
& Sicherheit



Inklusivität



Transparenz



Verantwortung

Microsoft KI in der Bildung



Microsoft
Copilot

Ehemals Bing Chat
Enterprise

KOSTENLOS



Copilot für
Microsoft 365
(Word, Excel,
Powerpoint,
Outlook etc.)

30\$/User/Monat



Microsoft
Learning
Accelerators
Lernbeschleuniger

**KEINE ZUSATZKOSTEN
In Ihrer M365 A3 Lizenz
enthalten**



Ihr
Copilot

Microsoft Copilot



Warum Microsoft Copilot?

Leistungsstarke KI-Modelle



Copilot verwendet GPT-4 Turbo für Text und DALL-E 3 für Bilder

Transparent in Bezug auf Quellen



Copilot zitiert die Datenquellen, die hinter seinen Antworten stehen

Kein Wissens-Cutoff



Copilot liefert aktuelle Antworten. Die Antworten sind nicht durch das Datum des KI-Modells begrenzt

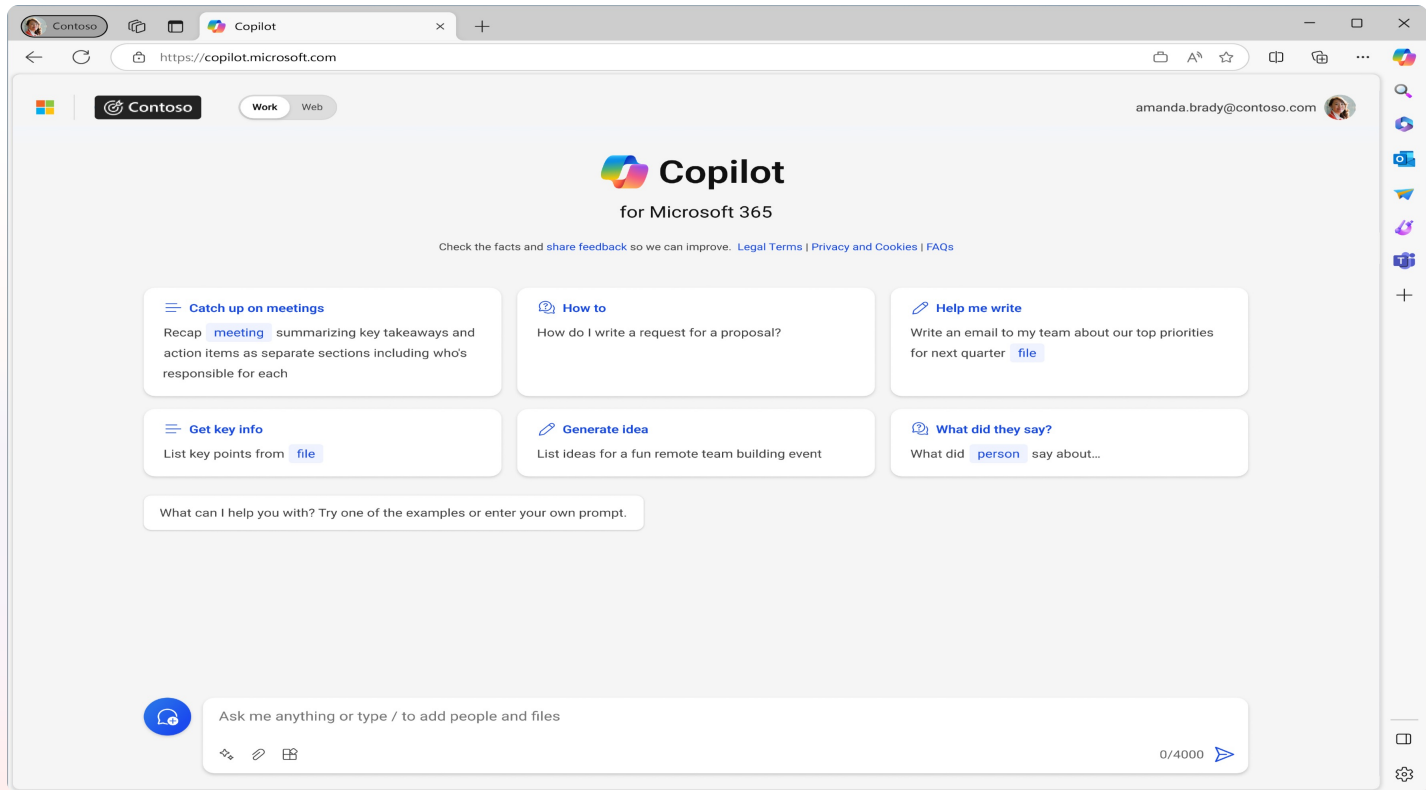
Datenschutz



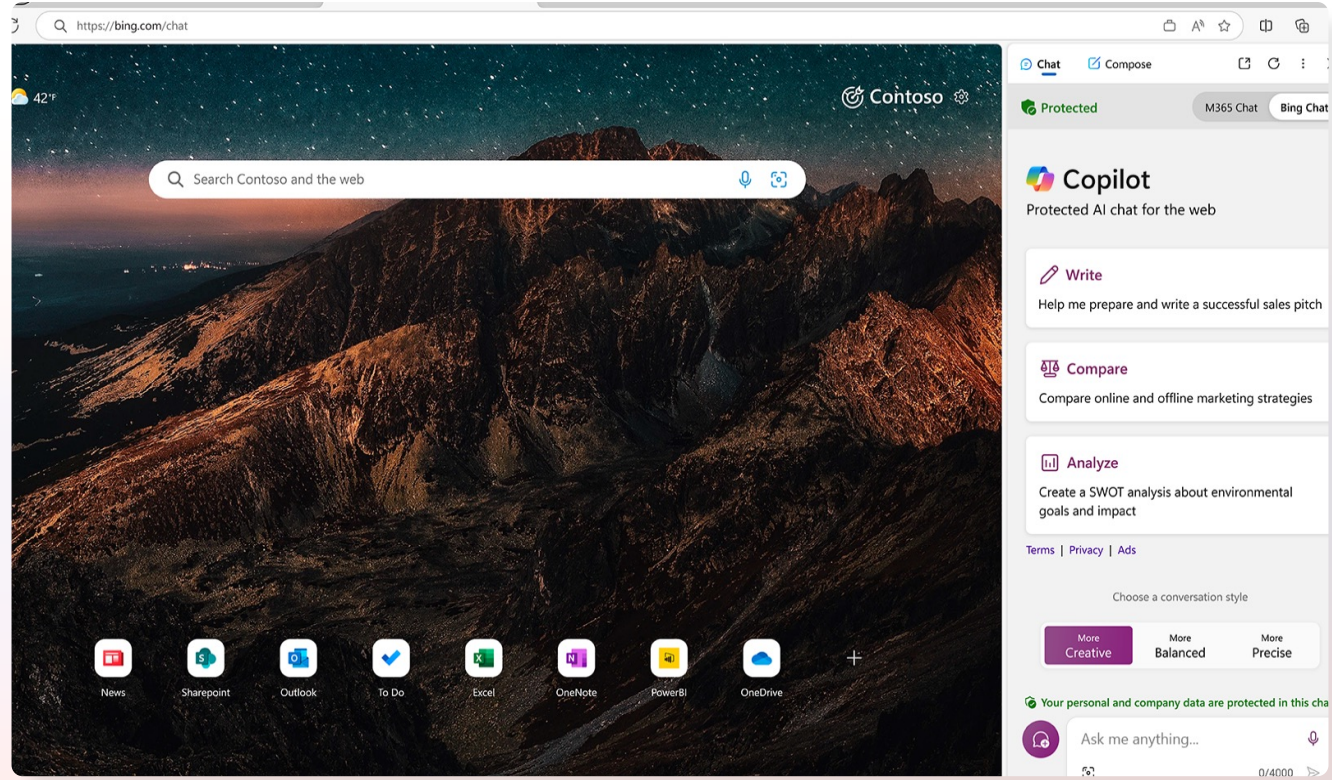
Copilot speichert keine Prompts oder Antworten und verwendet sie auch nicht zum Trainieren des KI-Modells

Zugriff auf Microsoft Copilot – 5 Möglichkeiten

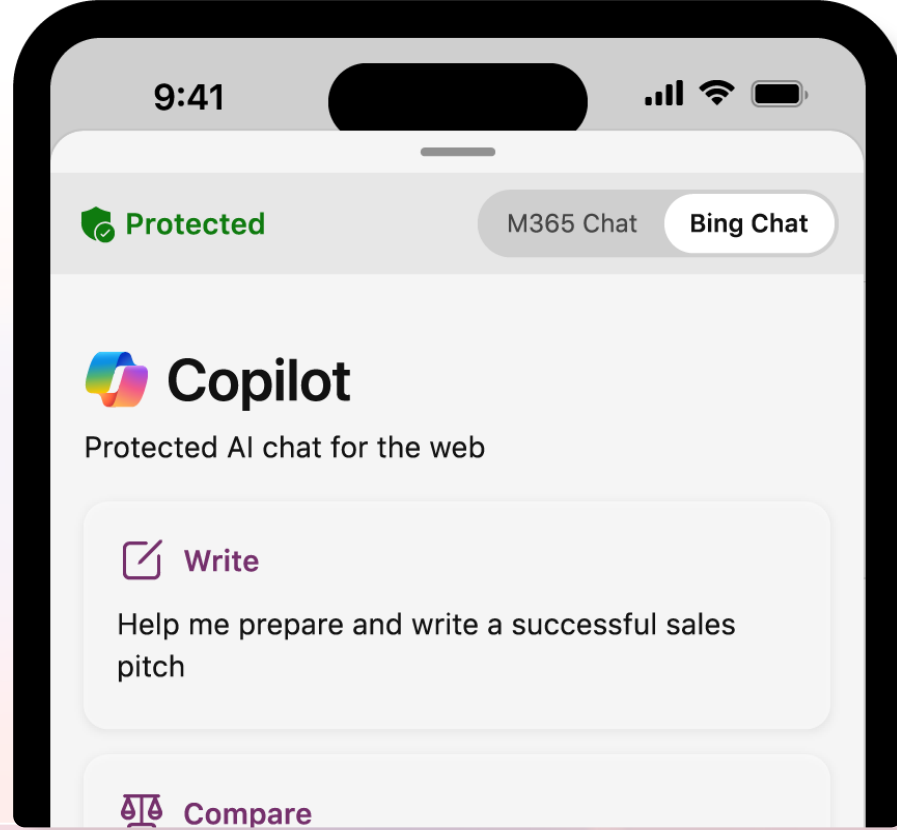
Copilot.Microsoft.com



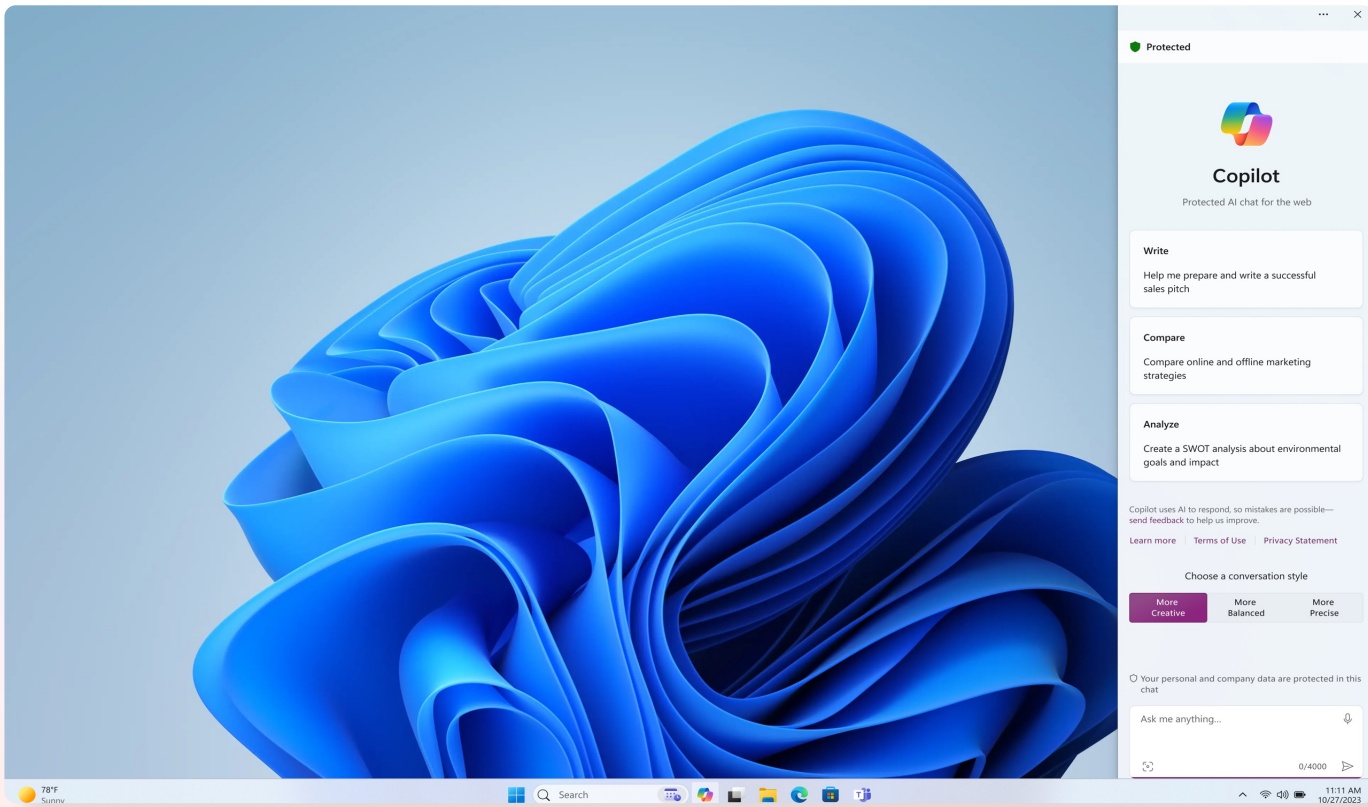
Microsoft Edge sidebar



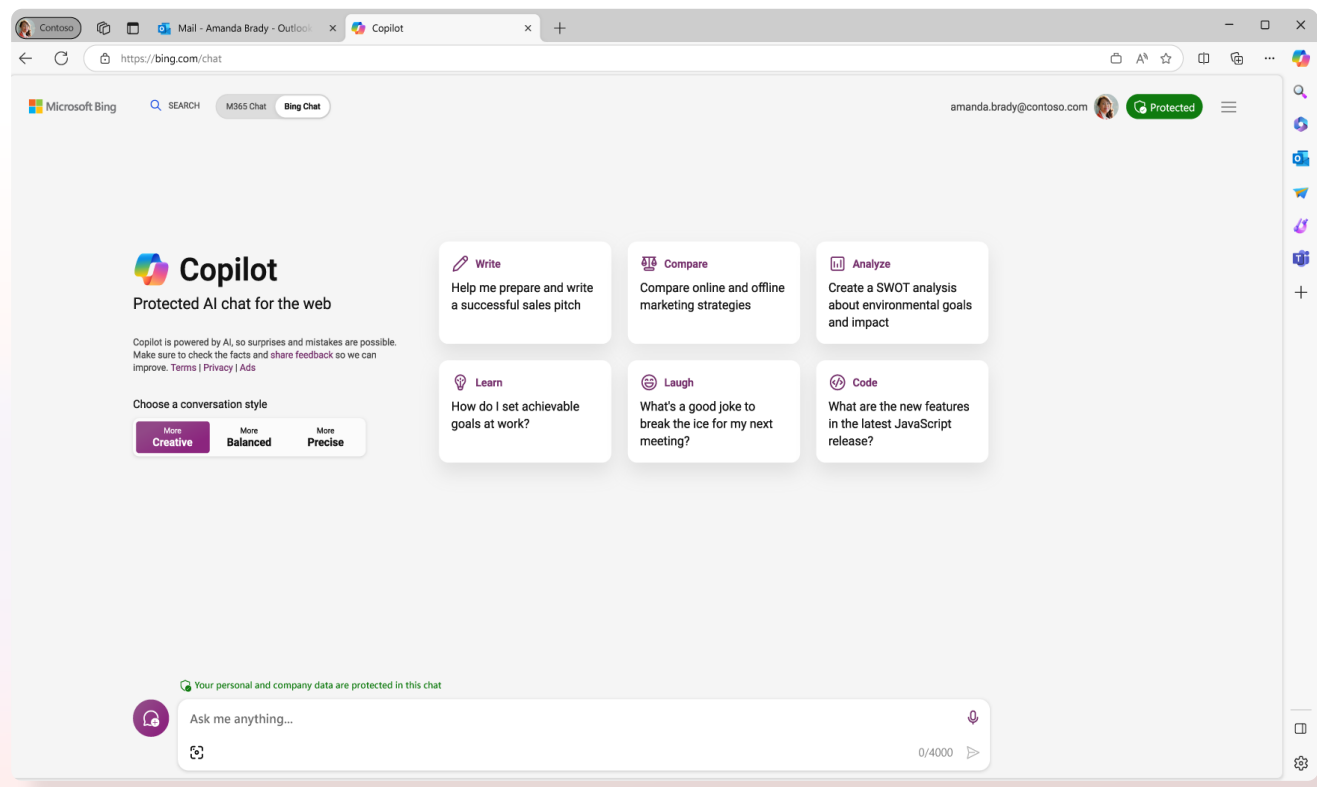
Copilot Mobile



Windows



Bing.com/chat





Copilot

Your everyday AI companion

with Bing

- Analyze**
What are some reasons for the rising cost of college tuition?
- Templatize**
Create a worksheet for 11th graders studying the US Civil War
- Write**
Draft an email about diversity and inclusion on campus
- Create**
Help me create guidelines for 7th graders on writing a persuasive essay
- Laugh**
Know any funny jokes on the theory of relativity?
- Summarize**
What are some current debates on student loan forgiveness?

Microsoft Copilot is powered by AI, so surprises and mistakes are possible. Please share feedback so we can improve! [Terms](#) | [Privacy](#)

Choose a conversation style

- More Creative**
- More Balanced
- More Precise

Your personal and company data are protected in this chat

Ask me anything...

0/4000

2:44

48



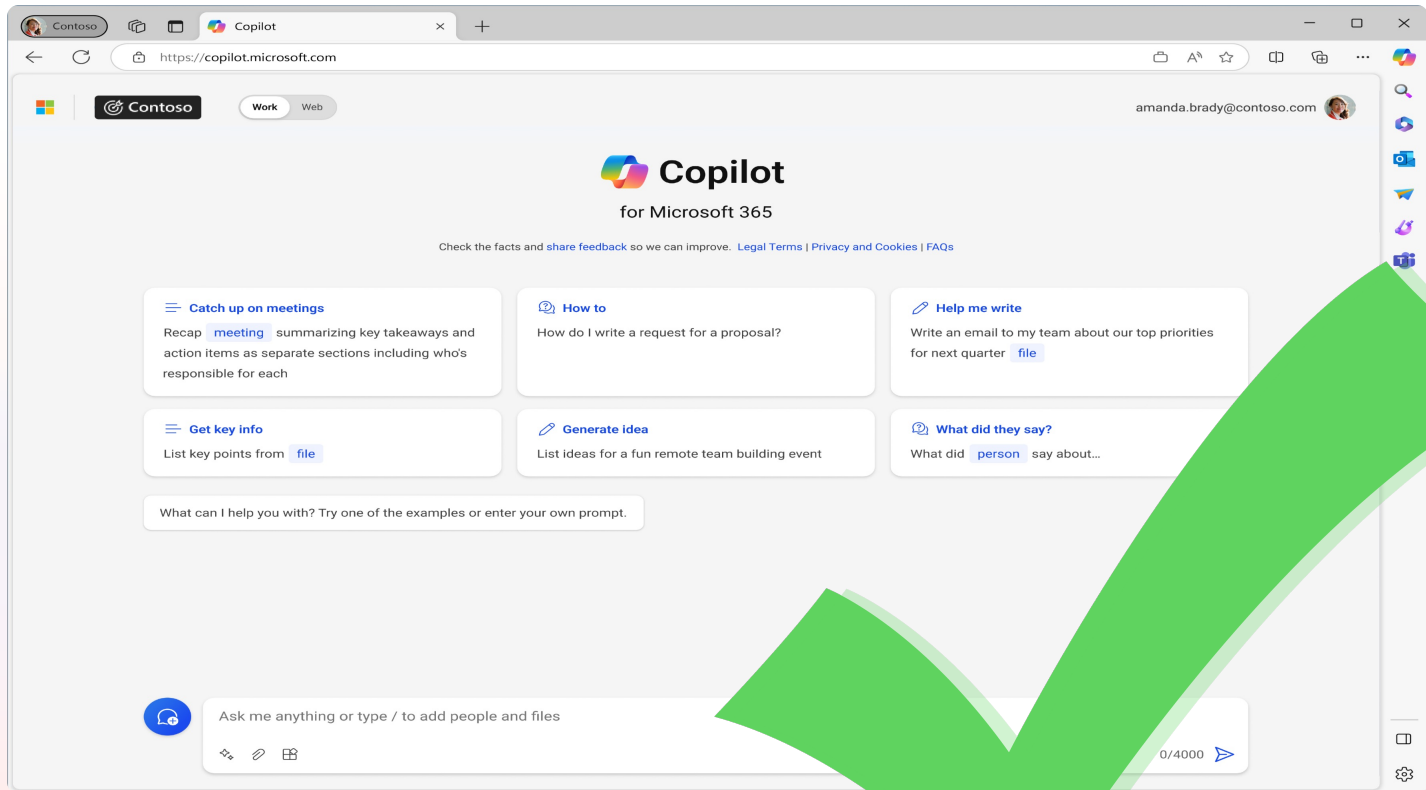
Copilot

Search

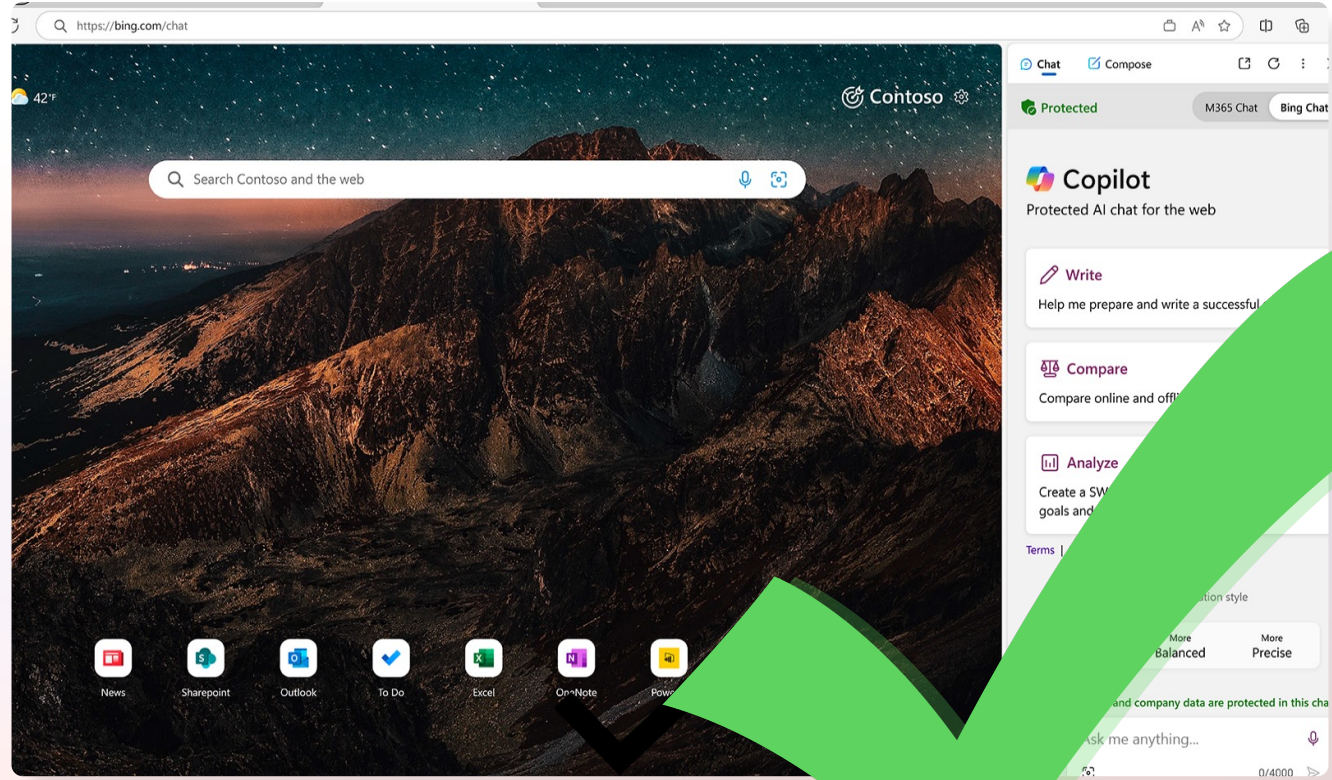


Zugriff auf Microsoft Copilot – 5 Möglichkeiten

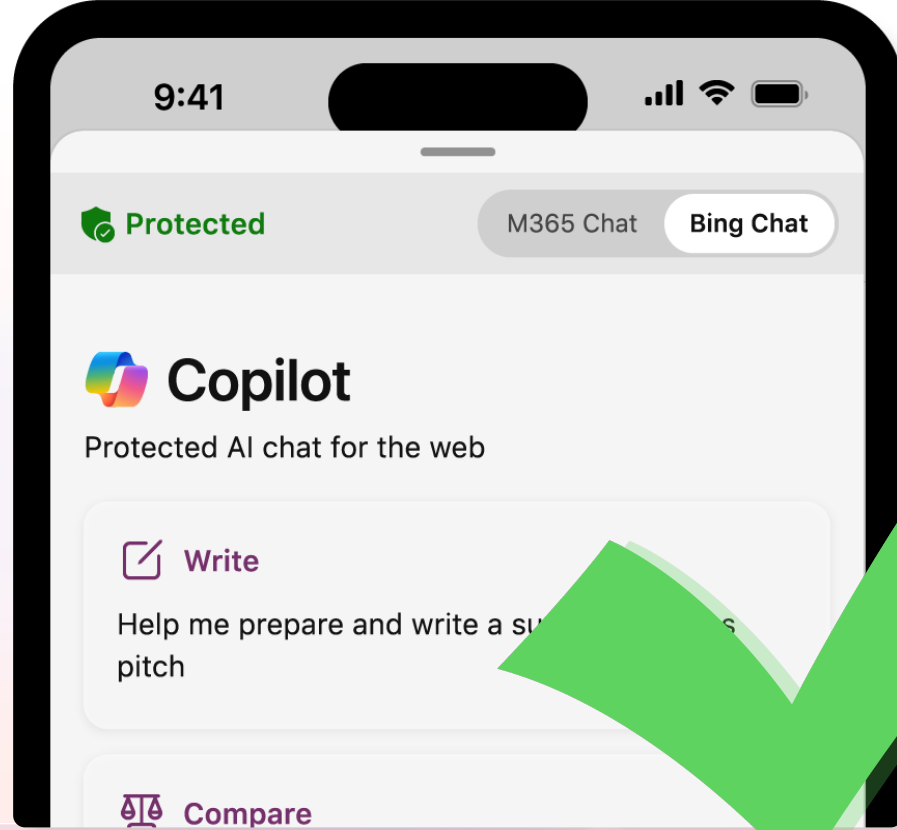
Copilot.Microsoft.com



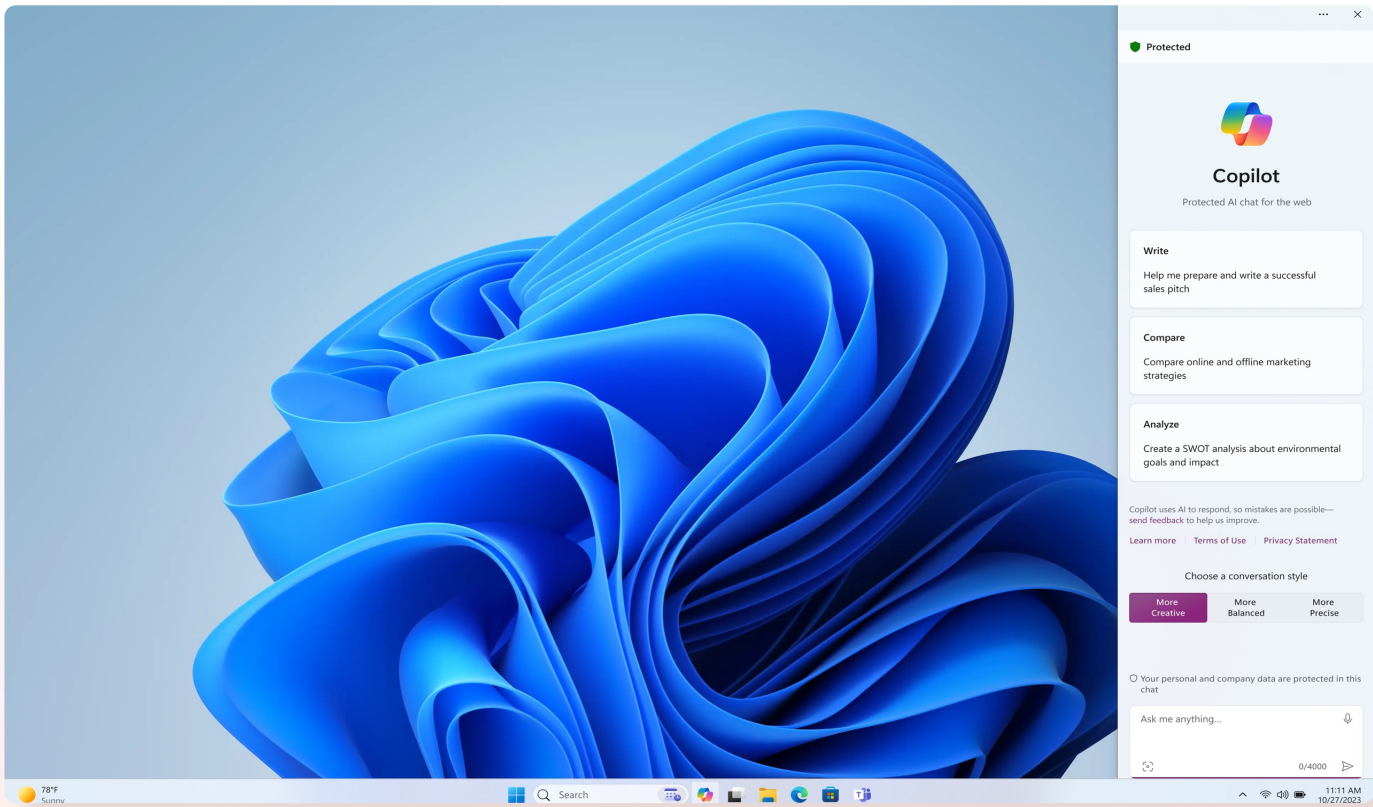
Microsoft Edge sidebar



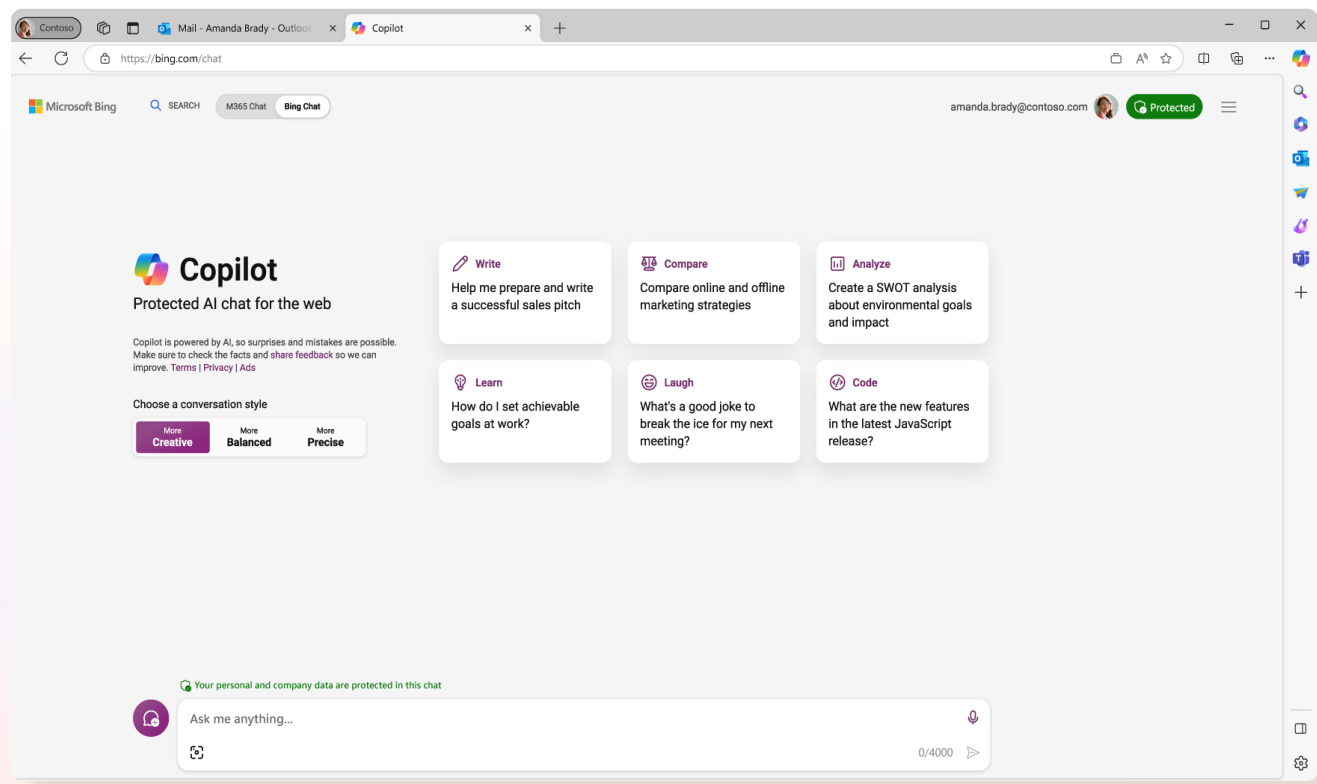
Copilot Mobile



Windows



Bing.com/chat



Copilot für Microsoft 365



Allgemein verfügbar für Lehrkräfte & Institutionen



Copilot für Microsoft 365

Keine Mindestmenge an Lizenzen!

30\$/User/Monat!



Microsoft 365 Copilot

Natürliche Sprache



Large Language
Models

+



Microsoft Graph
- Ihre Daten -

+



Microsoft 365
Apps

+



Das
Web



Microsoft 365 Copilot

Basierend auf dem umfassenden Ansatz von
Microsoft



Sicherheit



Compliance



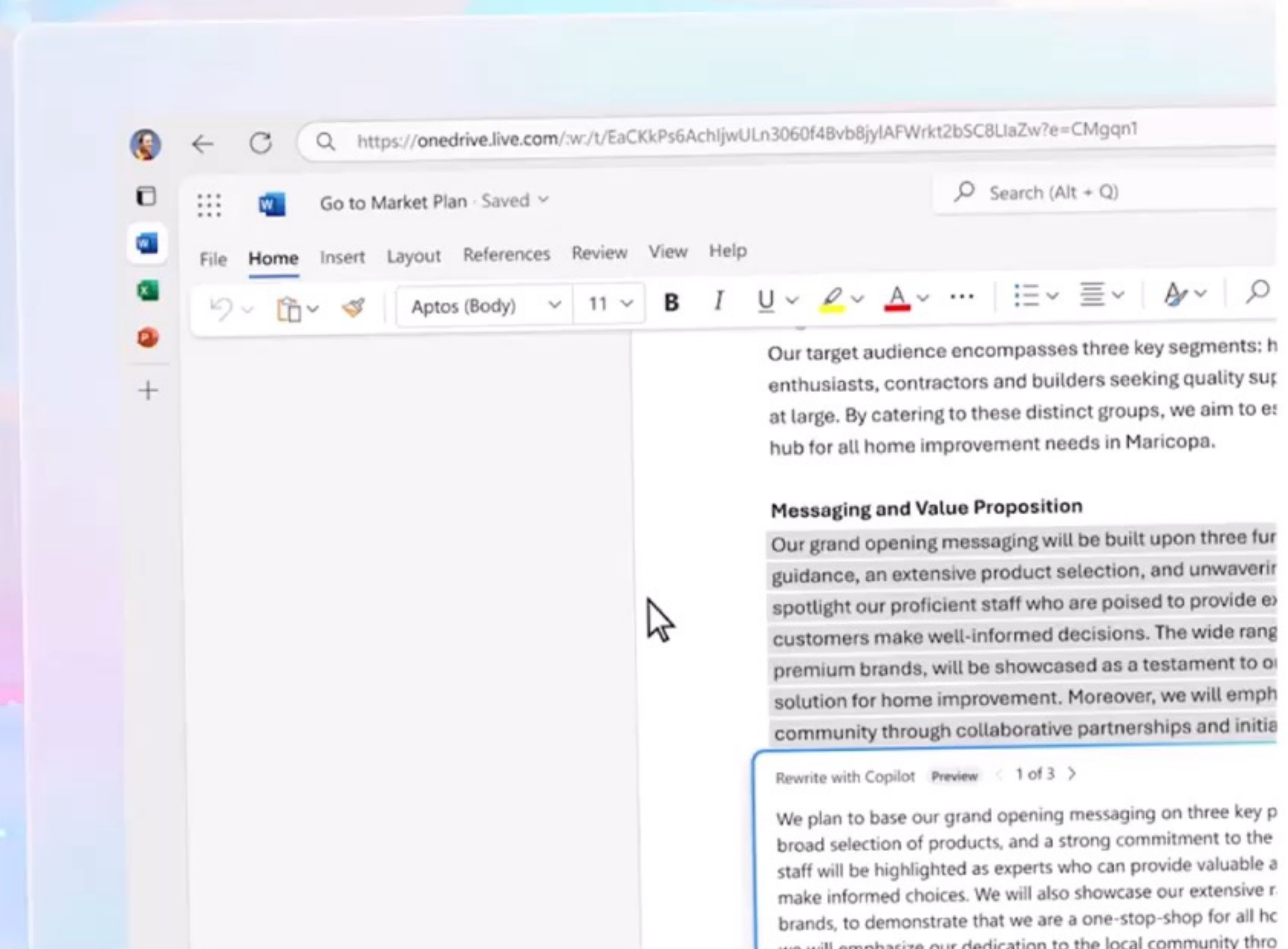
Privacy



Responsible AI

MICROSOFT 365

Copilot in Word



The screenshot shows the Microsoft Word interface within a web browser. The browser address bar displays a URL from onedrive.live.com. The Word ribbon is visible, with the 'Home' tab selected. The font is set to 'Aptos (Body)' and size 11. The main text area contains a paragraph: 'Our target audience encompasses three key segments: h enthusiasts, contractors and builders seeking quality sup at large. By catering to these distinct groups, we aim to es hub for all home improvement needs in Maricopa.' Below this is a section header 'Messaging and Value Proposition' followed by a paragraph: 'Our grand opening messaging will be built upon three fur guidance, an extensive product selection, and unwaverir spotlight our proficient staff who are poised to provide es customers make well-informed decisions. The wide rang premium brands, will be showcased as a testament to o solution for home improvement. Moreover, we will emph community through collaborative partnerships and initia'. At the bottom, a Copilot suggestion box is visible, titled 'Rewrite with Copilot' and 'Preview < 1 of 3 >'. The suggestion text reads: 'We plan to base our grand opening messaging on three key p broad selection of products, and a strong commitment to the staff will be highlighted as experts who can provide valuable a make informed choices. We will also showcase our extensive r brands, to demonstrate that we are a one-stop-shop for all hc we will emphasize our dedication to the local community thro'.

MICROSOFT 365

Copilot in Excel

Northwind Traders Sales Analysis

File Home Insert Formulas Data Review View Automate Help

undo redo clipboard font alignment number styles cells

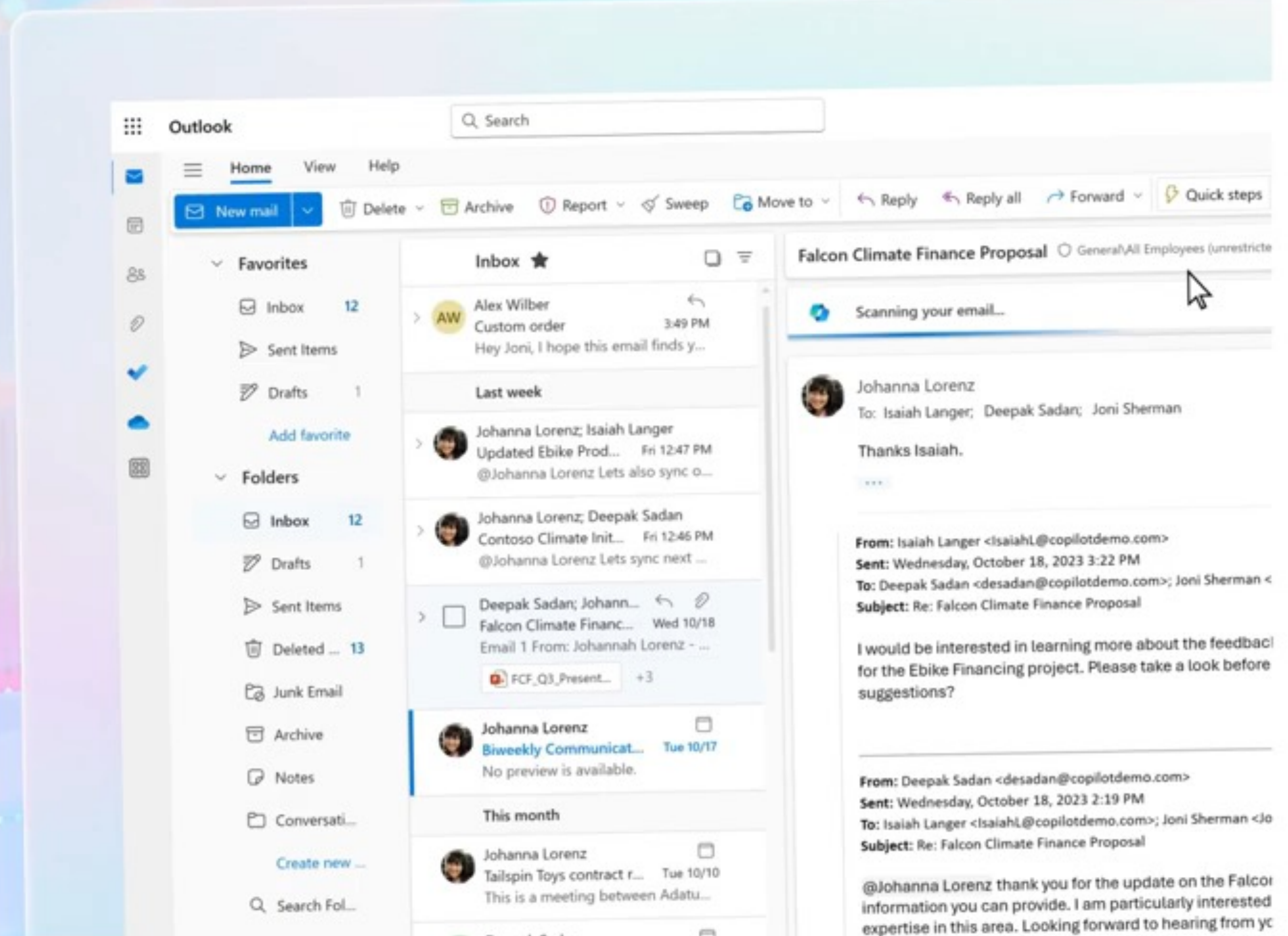
merge = salesdata.merge(raindata, on=[\"Year\", \"Month\"])

	A	B	C	D	E	F	G	H	I	J	K	L	M	N
1														
2			Rain DataFrame		Sales DataFrame									
3			DataFrame		DataFrame									
4														
5														
6		Year	Month	Category	Product	Discount	Sales	Quantity	Rainfall (in)					
7		2023	January	Shoes	Rain boots	No	\$ 31,353	174	4.11					
8		2020	July	Accessories	Running sneakers	No	\$ 26,248	221	0.16					
9		2020	July	Outerwear	Rain pants	Yes	\$ 7,304	95	0.16					
10		2020	July	Shoes	Rain boots	Yes	\$ 8,399	166	0.16					
11		2020	July	Shoes	Socks	No	\$ 5,979	239	0.16					
12		2020	July	Accessories	Sunglasses	Yes	\$ 1,624	183	0.16					
13		2023	April	Shoes	Rain boots	No	\$ 8,663	88	5.16					
14		2020	April	Shoes	Rain boots	Yes	\$ 9,139	154	1.73					
15		2020	April	Outerwear	Puffer jackets	Yes	\$ 18,087	654	1.73					
16		2020	April	Shoes	Running sneakers	No	\$ 12,186	127	1.73					
17		2020	April	Accessories	Visers	No	\$ 10,297	517	1.73					
18		2020	April	Accessories	Baseball hats	No	\$ 6,560	234	1.73					
19		2020	September	Outerwear	Rain boots	No	\$ 7,409	258	4.16					

MICROSOFT 365

Copilot in Outlook

Summarize an email thread



MICROSOFT 365

Copilot in PowerPoint

The screenshot displays the Microsoft PowerPoint application interface. At the top, the title bar reads "Presentation1 • Saved" and includes a search box. The ribbon menu is set to "Home", with other tabs like "Insert", "Design", "Transitions", "Animations", "Slide Show", "Review", "View", and "Help" visible. The ribbon contains various icons for editing and formatting, including a font face dropdown set to "Aptos (Body)" and a font size dropdown set to "11".

On the left side, a slide thumbnail pane shows four slides. The first slide is highlighted and matches the main slide shown on the right. The main slide features a dark green background with large, detailed images of tropical leaves. The text on the slide reads:

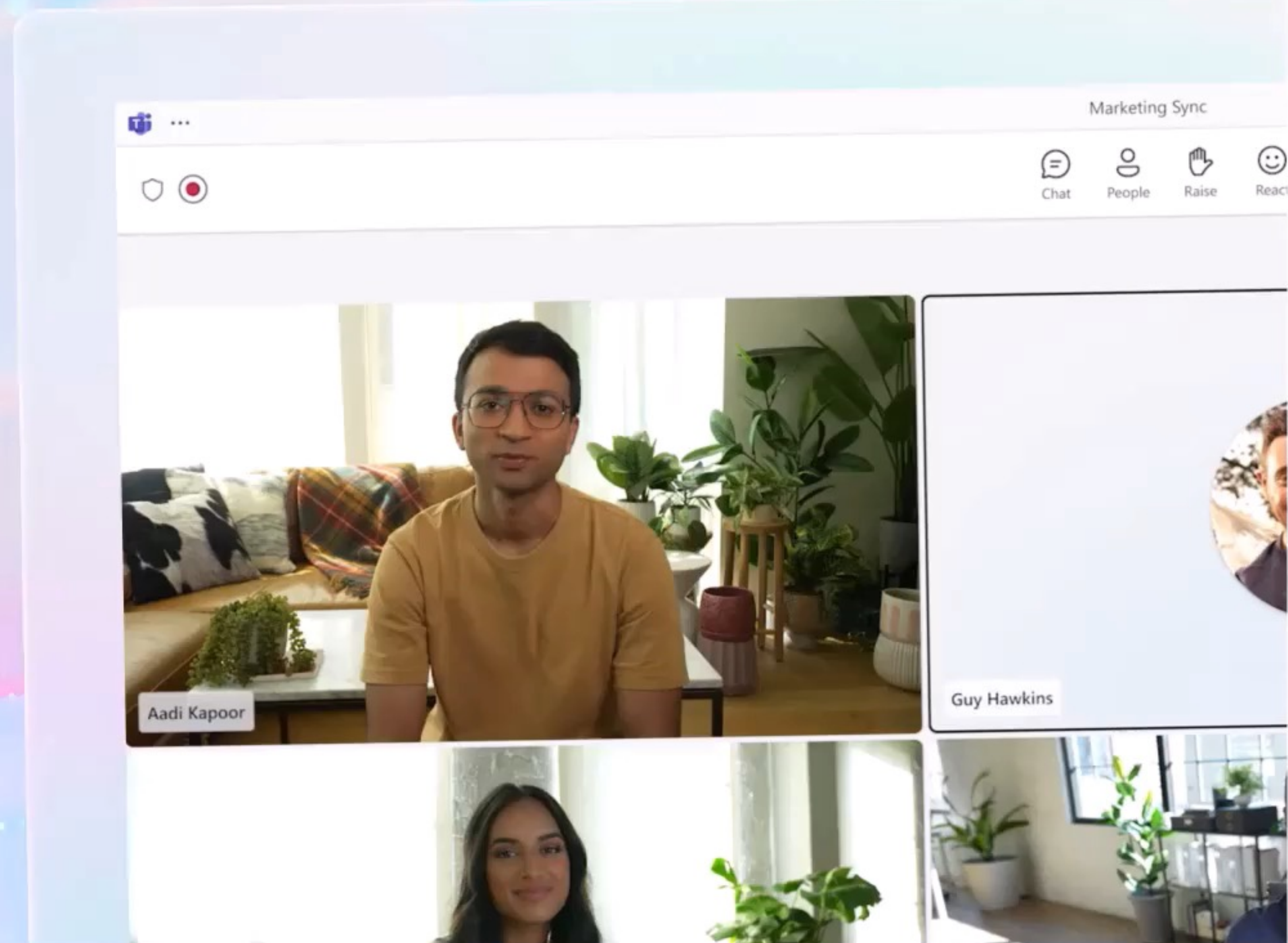
VanArsdel & Wide World
IMPORTERS

**Proposal to
supply sustainable
building material**

March 2023

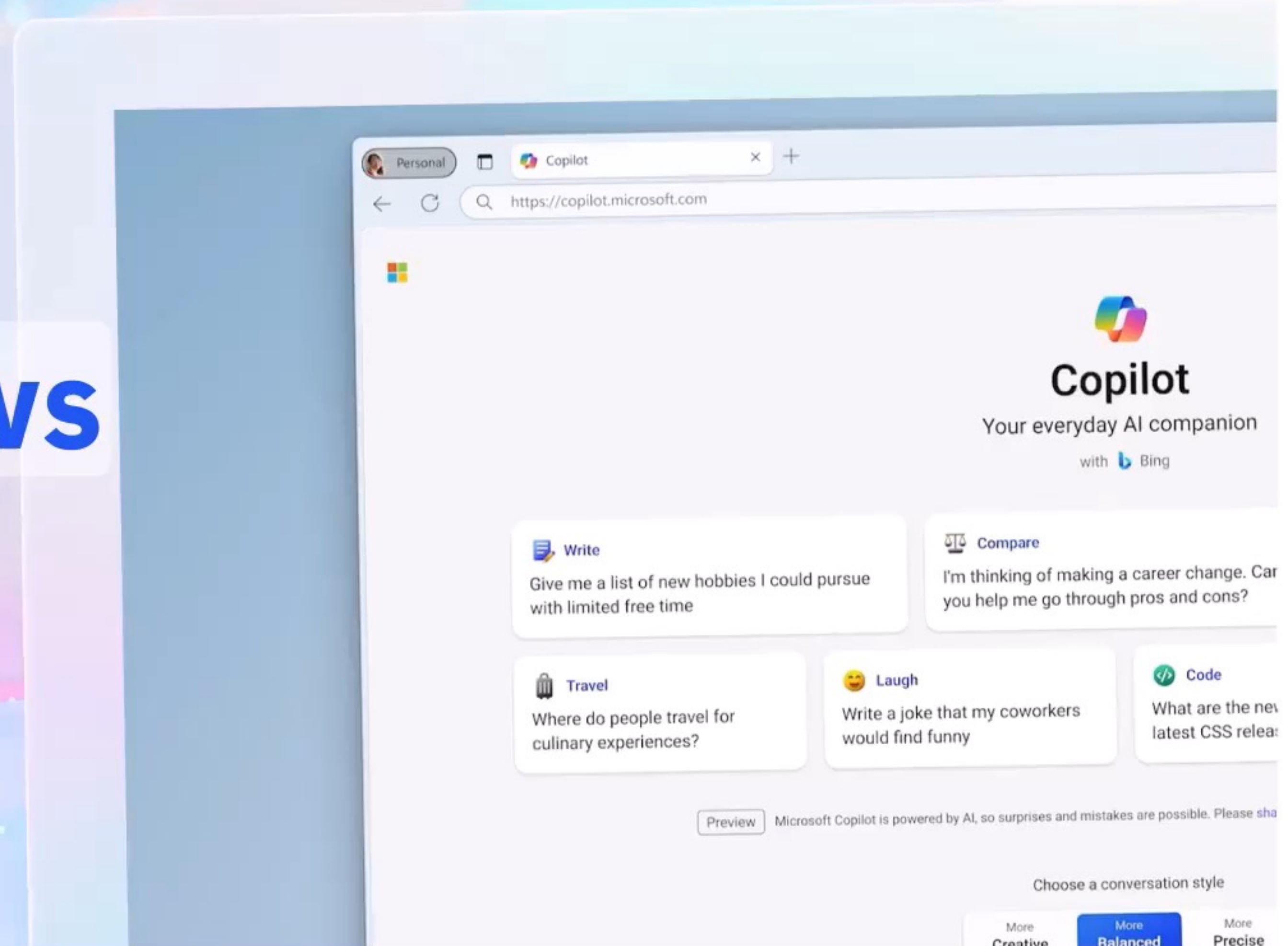
MICROSOFT 365

Collab Notes in Teams



MICROSOFT 365

Copilot in Web & Windows



A 3D-rendered scene of a desk. On the left, a light-colored wooden desk holds a stack of books. The top book is 'ArCE Vol.10' by Alexis Blackwell, published in Brooklyn, NY. On top of the book is a small pink cylindrical container. Next to it is a teal pen holder with three pens (red, purple, and white). To the right of the pen holder is a silver laptop. The laptop screen displays the text 'Microsoft 365 Copilot ready for take off?' in black font against a light blue and pink gradient background. The desk is set against a background of a large window with white curtains, showing a view of a city skyline under a blue sky.

Microsoft 365
Copilot ready
for take off?



Learning Accelerators Updates Jan 24

[Learning Accelerators: Tools für Lernende | Microsoft Education](#)

Vorstellung: Learning Accelerators

Grundkompetenzen



Kompetenzen der Zukunft



Reading

Math

Well-being

Speaker

Search

Insights

Progress &
Reading Coach

Progress &
Math Coach

Microsoft Reflect

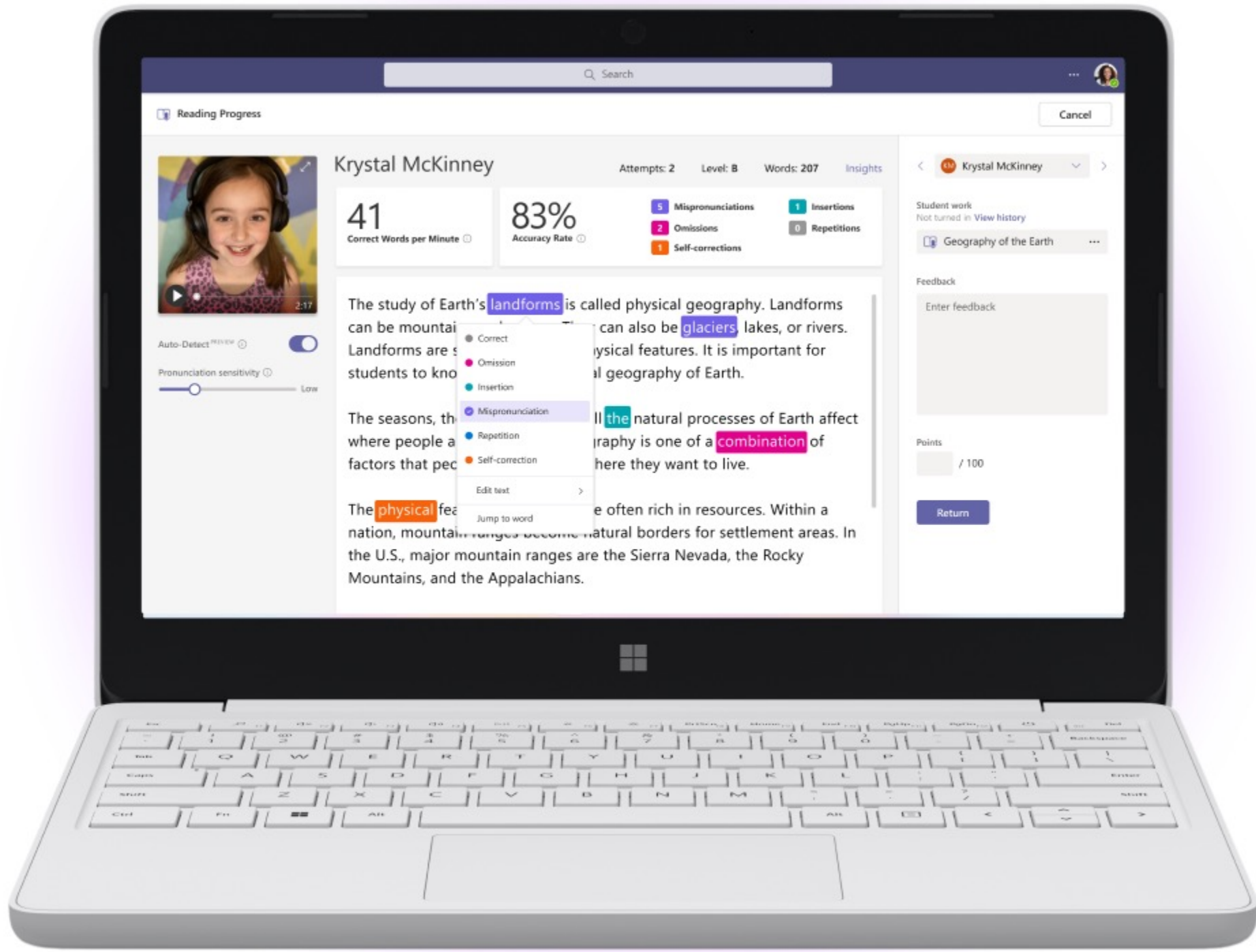
Progress &
Speaker Coach

Progress &
Search Coach

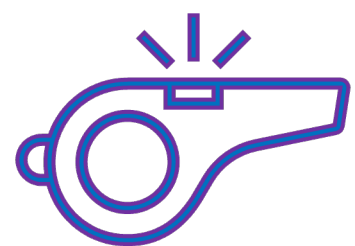
Education
Insights

Lesefortschritt + Lesecoach


Lesefortschritt und Lese Coach sind kostenlose Tools, die in Microsoft 365 integriert sind. Diese Tools unterstützen die Verbesserung der Leseflüssigkeit und des Leseverständnis.



Student



Personalisierte,
spielerische
Übungen



Inklusiv durch
Design

Lehrkraft



Sparen Sie Zeit




Erkenntnisse

Lesen über alle Altersgruppen hinweg


Frühe Leser/Volksschule

fangen gerade erst an, lesen zu lernen. In großen Klassen haben viele Lehrer möglicherweise nicht die Zeit, einzelne Schüler so zu unterstützen, wie sie es gerne möchten



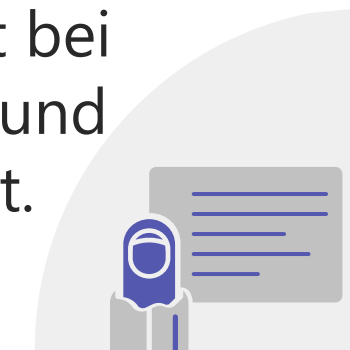
Unterstufe

Viele haben eine schlechte Leseflüssigkeit und hassen es, in diesem Alter vor jemandem laut vorzulesen. Die Lehrer haben nicht die Zeit, alle Schüler in jeder Klasse individuell zu unterstützen.



Englischlernende/ Nicht-Muttersprachler

Englischlernende und Nicht-Muttersprachler brauchen Hilfe, um die Grundlagen der englischen Sprache besser zu erlernen um im restlichen Unterricht erfolgreich zu sein. Das Tool wird derzeit bei Schülern im Unterstufen- und Oberstufenalter eingesetzt.



Sonderpädagogik – K-12

Es gibt viele SchülerInnen auf der ganzen Welt, die mit bestimmten Lernbehinderungen wie Legasthenie und Dysgraphie zu kämpfen haben.



Fremdsprachen – Höhere Bildung

Viele SchülerInnen in der Unter-Oberstufe und im Studium haben Fremdsprachenunterricht (Spanisch, Französisch, Englisch, Deutsch usw.). Dieses Tool kann diesen Schülern helfen, die Sprache, die sie lernen, besser zu verstehen.



Das Niveau anheben

Schulen verwenden den Lesefortschritt, um schnelle Sprachtests zu ermöglichen. Viele liegen weit unter dem Klassenniveau des Lesens und der flüssigen Lesekompetenz



Erwachsenen Bildung

In den USA gibt es 30 Millionen Erwachsene mit geringer Lese- und Schreibfähigkeit. Reading Progress wird jetzt aktiv bei Erwachsenen eingesetzt.



Lesefortschritt – "Unterdrückung von Hintergrundgeräuschen,, (Preview)

The screenshot shows a reading progress interface for a student named Christie Cline. The interface includes a sidebar with navigation options like Activity, Chat, Teams, Assignments, Calendar, Files, and Store. The main content area displays the student's name, a video player, and reading statistics: 41 Correct Words per Minute and 83% Accuracy Rate. A settings overlay is open, showing options for 'Auto-Detect' (toggled on), 'Background Noise Suppression' (toggled on), and 'Return full report to student' (Edit). The background text is a passage about landforms and physical geography.

Reading Progress

Christie Cline

Attempts: 2 Level: B Words: 207 Insights

41 Correct Words per Minute

83% Accuracy Rate

5 Mispronunciations
2 Omissions
1 Self-corrections

Auto-Detect ^{PREVIEW}

Pronunciation sensitivity

Background Noise Suppression ^{PREVIEW}

Return full report to student

The study of Earth's **landforms** is called p...
can be mountains and valleys. They can a...
Landforms are sometimes called physical...
students to know about the physical geo...

The seasons, the **atmosphere** and all **the**...
where people are able to live. Geography...
factors that people use to decide where t...

The **physical** features of a region are ofte...
nation, mountain ranges become natural borders for settlement areas. In...
the U.S., major mountain ranges are the Sierra Nevada, the Rocky...
Mountains, and the Appalachians.

Fresh water sources also influence where people settle. People need water

Lesefortschritt – Leseauszüge mit KI generieren

Private preview

The screenshot shows the 'Reading Progress' application interface. At the top, there is a dark blue header with a search bar and a user profile icon. Below the header, the main content area is titled 'Reading Progress' and features a large illustration of a book with various characters and objects on its pages, including a bee, a flower, and a microphone. Below the illustration, the text 'Practice makes progress. Let's get going!' is displayed. At the bottom of the main content area, there are three buttons: 'Browse sample library', 'Generate custom passage' (with a 'New!' badge), and 'Upload Word or PDF'. On the left side, there is a vertical sidebar with icons for Activity, Chat, Teams, Assignments, Calendar, Files, and Apps.

Lesefortschritt – Verständnisfragen

Private preview

The screenshot displays the 'Reading Progress' interface. On the left is a navigation sidebar with icons for Activity, Chat, Teams, Assignments, Calendar, Files, and Apps. The main content area is titled 'Reading Progress' and includes a search bar at the top. Below the title are navigation options: '< Choose a different passage', 'Edit', and 'Student view'. The passage, 'Geography of the Earth', is 209 words long and in French (Canada). It discusses physical geography, landforms, and natural processes. A dialog box titled 'Add comprehension questions' is overlaid on the right, featuring an icon of an open book with a pencil and a yellow highlighter. The dialog has three buttons: 'Generate questions', 'Add my own', and 'Cancel'. The interface also includes 'Close' and 'Next' buttons at the top right and a back arrow icon at the bottom right.

Activity
Chat
Teams
Assignments
Calendar
Files
Apps

Search

Close Next

< Choose a different passage Edit Student view

Geography of the Earth

209 words | French (Canada)

The study of Earth's landforms is called physical geography. Landforms can be mountains and valleys. They can also be glaciers, lakes, or rivers. Landforms are sometimes called physical features. It is important for students to know about the physical geography of Earth.

The seasons, the atmosphere and all the natural processes of Earth affect where people are able to live. Geography is one of a combination of factors that people use to decide where they want to live.

The physical features of a region are often rich in resources. Within a nation, mountain ranges become natural borders for settlement areas. In the U.S., major mountain ranges are the Sierra Nevada, the Rocky Mountains, and the Appalachians.

Add comprehension questions

Generate questions Add my own Cancel

Reading Coach App (Lesefortschritt) für ALLE – English only jetzt in Public Preview!

The screenshot shows the Reading Coach app interface. At the top, it says "Reading Coach (Preview)". A home icon is in the top left. The main content is a completion screen for "Rover's Galactic Journey" featuring a cartoon dog. The screen displays the following statistics and options:

- TIME READ:** 11 min
- ACCURACY:** 100%
- ACHIEVEMENTS:**
 - 1 First timer!** You created your first story!
 - 100% accuracy!** You pronounced every word correctly
- YOUR NEXT READING REWARD:** 5 minutes
- WORDS TO PRACTICE:** curious, colorful, levers

At the bottom, there are two buttons: "Read something else" and "Practice words".

READ SOMETHING NEW



Create a story
Using AI



Read a passage
From our library



Add a passage
Add your own



Achievements

PRC ←

Choose the main character

Animals



Bear



Frog



Rabbit


Rabbit's Space Quest: Chapter 1

Lola was a rabbit who lived on a small planet. She crashed beyond the mountains. One day, she saw a meteor crash into the sky. It crashed beyond the mountains. Lola became curious. She packed her

Welcome to Reading Coach

- Select Allow to give Reading Coach access to your microphone.
- Read out loud for up to 10 minutes.
- Press stop to get feedback and practice steps.

Start reading



Reading Coach Preview

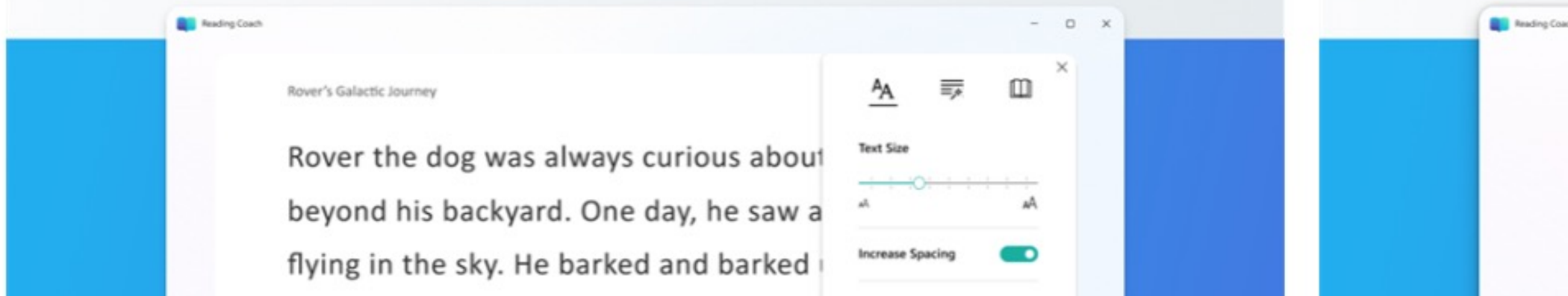
Microsoft Corporation

Education

Download

Screenshots

Personalize your reading surface



People also view >



FluidMath

3.4 ★ Education

Free



Human Japanese

4.8 ★ Education

\$18.99

Coach.microsoft.com

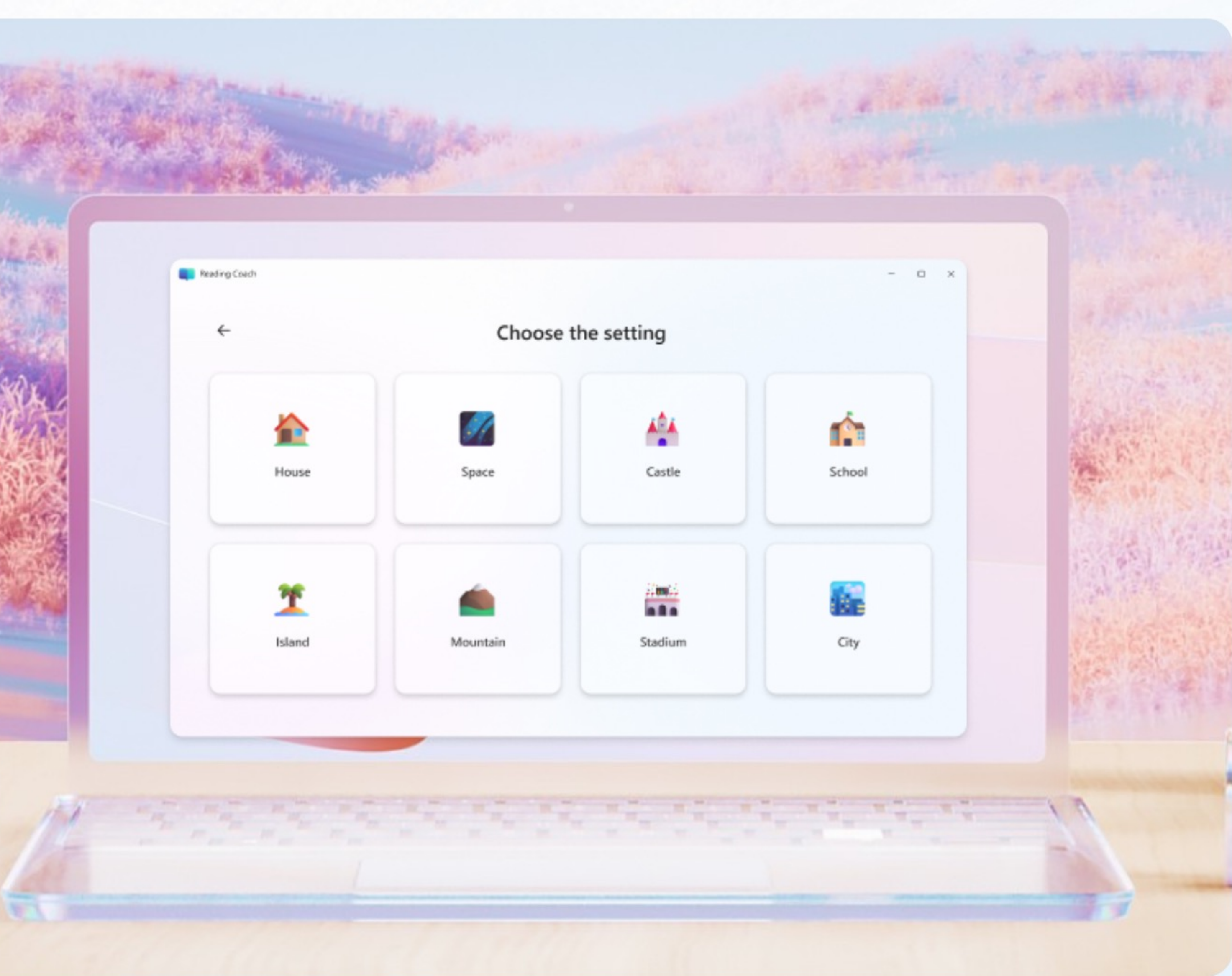


Reading Coach

FREE PREVIEW FOR HOME & SCHOOL

Personalized, engaging AI-powered reading fluency practice for all learners.

Start reading





Microsoft Reflect

Eine Wohlfühl-App zur Unterstützung von regelmäßigen Check-ins, um Emotionen auszudrücken und „Brain-Breaks“

Reflect: Vorschlag für Fragen

Private preview

1 Create

Options for unpleasant emotions

- I don't have enough time to do it
- Too much homework
- It's boring
- It doesn't seem useful
- I don't understand the homework
- It's too hard
- Instructions are confusing
- + Add option

Options for pleasant emotions

- I have enough time to do it
- The amount is fine for me
- It's interesting
- It's helpful and worth doing
- Instructions are clear
- Doing it can help my grade
- + Add option

2 Respond

How are you feeling about your homework?

Tired

Select all the reasons that make you feel that way

- I don't have enough time to do it
- Too much homework
- It's boring
- It doesn't seem useful
- It's too hard
- Instructions are confusing
- I'm worried about getting a bad grade

← Back I am not sure Done

3 Insights to action

How are you feeling about your homework?

Quantity [Learn more](#)

- I don't have enough time to do it | 12
- Too much homework | 8
- I have enough time to do it | 7
- The amount is fine for me | 6

Engagement

- It's boring | 6
- It doesn't seem useful | 6
- It's interesting | 14
- It's helpful and worth doing | 11

Speaker Progress & Speaker Coach



Selbstbewusstes Vortragen mit Tools, welche die Angst der SchülerInnen durch unterstütztes Training und gezieltes Echtzeit-Coaching reduzieren.

96%

der Unternehmen halten Kommunikationsfähigkeiten für unerlässlich, aber nur 42 % der ArbeitnehmerInnen beherrschen diese Fähigkeit



“

According to most studies, people's **number one fear is public speaking**. Number two is death... Death is number two. Does that sound right?

This means to the average person, if you go to a funeral, you're better off in the casket than delivering the eulogy

Jerry Seinfeld

Mit Speaker Coach in PowerPoint üben (Neu: Mimik & Gestik)

The screenshot displays the Microsoft PowerPoint Online interface. The browser address bar shows the URL <https://microsoft-my.sharepoint.com/eventplanningproposal>. The PowerPoint ribbon is visible, with the 'Slideshow' tab selected. The main slide area shows a presentation slide with a dark red background and white text. The slide content includes:

- Slide 1: Event Planning Proposal 2019
- Slide 2: We Create Extra Ordinary Experiences. (This slide is currently displayed)
- Slide 3: Two portraits of individuals.
- Slide 4: Branding elements including the VanArsdel logo and color palette.
- Slide 5: A collage of images related to event planning.
- Slide 6: A slide with a large number '6' and a star icon.

The main slide content includes the text: "We Create Extra Ordinary Experiences." and the VanArsdel logo. Below the main text, there is a paragraph: "Our products, services, communications, and people all shape the perception of our brand, through every interaction and touch point. Together, we are defining what it means to be VanArsdel." and the VanArsdel logo.

The status bar at the bottom indicates "Slide 1 of 12", "English (U.S.)", "Inner Ring (Fastfood) : FF1", "Help improve Office", "Notes", "100%", and a zoom icon.

Speaker Coach in Teams Meetings

Sales Analysis Review

Your Meeting Coach Insights Private

* Your Coach report is only visible to you.

Nice job speaking with variation in your pitch! 🏆 Consider slowing down your pace.

- 3 Fillers
- 2 Pace
- 1 Sensitive Language
- ✓ Pitch
- ✓ Speech Refinement

Feedback in your speech

Filler ⓘ
Try to avoid filler words like "basically".

Suggestion
Pause or take a deep breath to relax.

Is this helpful? Yes No < 1 of 3 >

Remember my selection **Save** **Delete**

The screenshot displays a dark-themed interface for a 'Sales Analysis Review'. On the left, a vertical list of coaching categories is shown: 'Fillers' (3), 'Pace' (2), 'Sensitive Language' (1), 'Pitch' (checked), and 'Speech Refinement' (checked). The main area features a horizontal bar chart representing 'Feedback in your speech' over a 30-minute period. A tooltip for 'Filler' is active, providing a suggestion to avoid words like 'basically' and to take a deep breath. At the bottom, there are controls for 'Remember my selection', 'Save', and 'Delete'.

Speaker Progress (Aufgabenerstellung von Lehrkräften)

The screenshot shows the 'Speaker Progress' configuration window in Microsoft Teams. The interface is divided into several sections:

- Activity, Chat, Assignments, Teams, Calendar, Calls, Files, Store:** A vertical sidebar on the left with navigation icons.
- Search:** A search bar at the top center.
- Speaker Progress:** The main title of the configuration window.
- Customize your student speaking experience:** A header with a subtext: 'Choose what your student will see during and after their speech.'
- Student view:** A section containing several cards for configuring student feedback:
 - Pace:** 'Students will view their pace and receive suggestions based on their words per minute. Speaker Coach recommends that presenters speak at a rate of 100 to 165 words per minute.'
 - Filler words:** 'Students will view any filler words they used to fill the space between sentences during their speech.'
 - Pitch:** 'Students will view areas in their speech where they can adjust their volume and pitch.'
 - Sensitive phrases:** 'Students will view any areas where they can present inclusively. Speaker Coach listens for culturally sensitive phrases in these areas: disability, age, gender, race, sexual orientation, mental health, sensitive geopolitical topics, and profanity.'
 - Speech refinements:** 'There are several areas of speech refinement that Speaker Coach can advise students on. These include: wordiness, euphemisms, possessive/plural forms, agreement within noun phrases, and informal language.'
 - Body language:** 'Students will receive suggestions for a more engaging presentation with their audience and minimize distractions. They will receive feedback for the following: Eye contact' (with a button).
 - Repetitive language:** 'Students will view a list of words that they repeatedly spoke. Speaker Coach uses a database of about 200 common words and phrases to count these instances.'
- Pronunciation:** 'Students will receive a list of words to practice. * Based on General American English. Students will practice pronunciation here' (with a 'Practice' button).
- Settings Panel (Right):**
 - Presentation title:** Speaker Progress
 - Language:** English
 - Number of attempts:** Unlimited
 - Time limit:** Unlimited
 - Require video:**
 - Release rehearsal report:**
 - Speaker Coach:** Unselect all
 - Delivery:**
 - Pace:**
 - Filler words:**

Speaker Progress (Aufgabenbearbeitung des Schülers)

The screenshot displays the Microsoft Teams interface with a 'Speaker Progress' window open. The window features a video player on the left showing a student speaking, with a play button and a 9:01 duration. To the right of the video is a 'Your Rehearsal Report' section. The report includes a congratulatory message: 'Great speech! 🎉 Pay more attention to your repetitive language and fillers.' Below this, it shows '9:01 speaking time' and '6 total feedback'. The report is divided into two columns: 'Top strengths' and 'Top opportunities'. Under 'Top strengths', there are three items: 'Pitch' (Keep going! You varied your pitch, which can help keep your audience engaged and interested in what you were saying.), 'Pronunciation' (Good job! Your pronunciation sounded clear.), and 'Body language' (Great job keeping your gaze forward, maintaining good distance from the camera, and giving the audience a clear view of your face.). Under 'Top opportunities', there are two items: 'Repetitive language' (Using the same words over and over can be distracting for your listener. You might not be aware of overusing certain words, so Speaker Coach helps you by counting instances of words that are commonly overused. To engage your audience, find synonyms for words you use repeatedly. Below are the repeated words from your rehearsal: awesome, beautiful, so, ok) and 'Fillers' (To sound more polished and confident, pause and relax to avoid filler words:).

Activity

Chat

Assignments

Teams

Calendar

Calls

Files

Store

Speaker Progress

Search

Close

Your Rehearsal Report

Great speech! 🎉 Pay more attention to your repetitive language and fillers.

9:01 speaking time

6 total feedback

Top strengths

Pitch

✓ Keep going! You varied your pitch, which can help keep your audience engaged and interested in what you were saying.

Pronunciation

✓ Good job! Your pronunciation sounded clear.

Body language

✓ Great job keeping your gaze forward, maintaining good distance from the camera, and giving the audience a clear view of your face.

Top opportunities

Repetitive language

Using the same words over and over can be distracting for your listener. You might not be aware of overusing certain words, so Speaker Coach helps you by counting instances of words that are commonly overused. To engage your audience, find synonyms for words you use repeatedly.

Below are the repeated words from your rehearsal:

awesome beautiful so ok

Fillers

To sound more polished and confident, pause and relax to avoid filler words:

Speaker Progress (Lehrkräfte Bewertung)

The screenshot displays the 'Speaker Progress' interface within a Microsoft Teams window. The interface is divided into three main sections: Delivery, Content, and Audience engagement. Each section contains specific performance metrics with numerical values and percentage changes.

Delivery

Metric	Value	Change	Unit
Filler words	12	-6%	occurrences
Pitch	0	+18%	occurrences
Pronunciation	0	+32%	occurrences

Content

Metric	Value	Change	Unit
Sensitive phrases	0	+48%	occurrences
Repetitive language	6	-39%	occurrences

Audience engagement

Metric	Value	Change	Unit
Eye contact	5	-4%	occurrences
Distance	0	+18%	occurrences
Clear view	2	-14%	occurrences

Right Panel:

- Student work: Not turned in [View history](#)
- Getting to Know You (with menu icon)
- Feedback: Enter feedback (with icons for copy, edit, and add)
- Points: / 100
- Return (with dropdown arrow)
- Hide pane (with icon)

Search Progress und Search Coach

8 von 10 Schülern aus der Unterstufe waren der Meinung, dass "gesponserte Inhalte" echte Nachrichten seien

Source: [Evaluating Information: The Cornerstone of Civic Online Reasoning](#), Stanford University

We know you've got a story. **GOTHAM WRITERS**  **SAVE \$20**
USE CODE: SAVE20
LIMITED TIME ONLY

Should California Stop Growing Almonds?
The nut has been vilified for drinking up the state's water supply. It doesn't deserve such a bad rap.
By Eric Holthaus



SPONSORED CONTENT
The Real Reasons Women Don't Go Into Tech

When Is Cheryl's Birthday?

A simple chart that explains the logic problem that spread around the world.

By Laura Bradley and Marie Lindemann

Slate   
MOST RECENT **SEE ALL >**

24M AGO - JORDAN WEISSMAN - 1M TO READ
Forget Steak and Seafood: Here's How Welfare Recipients Actually Spend Their Money

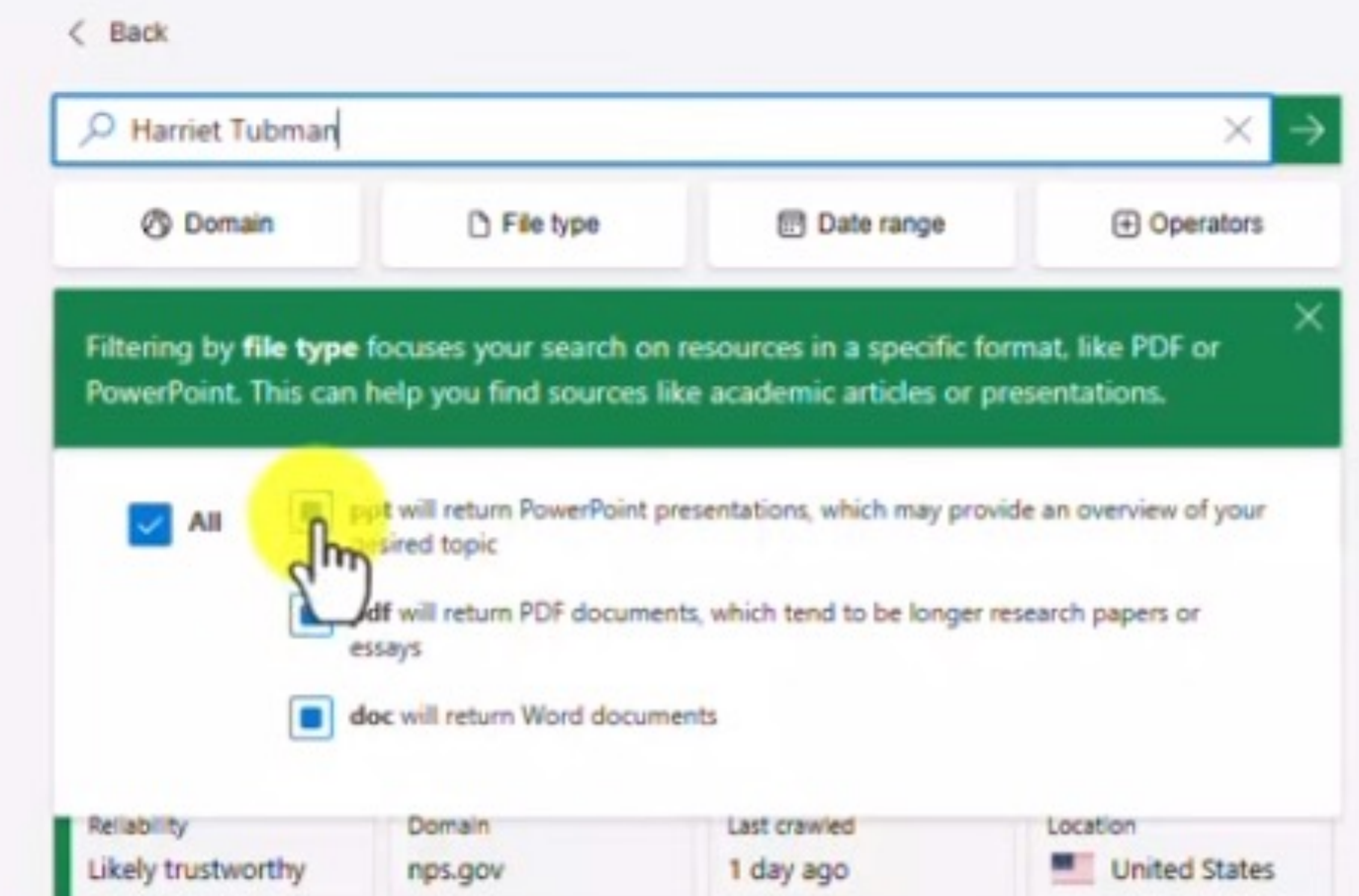
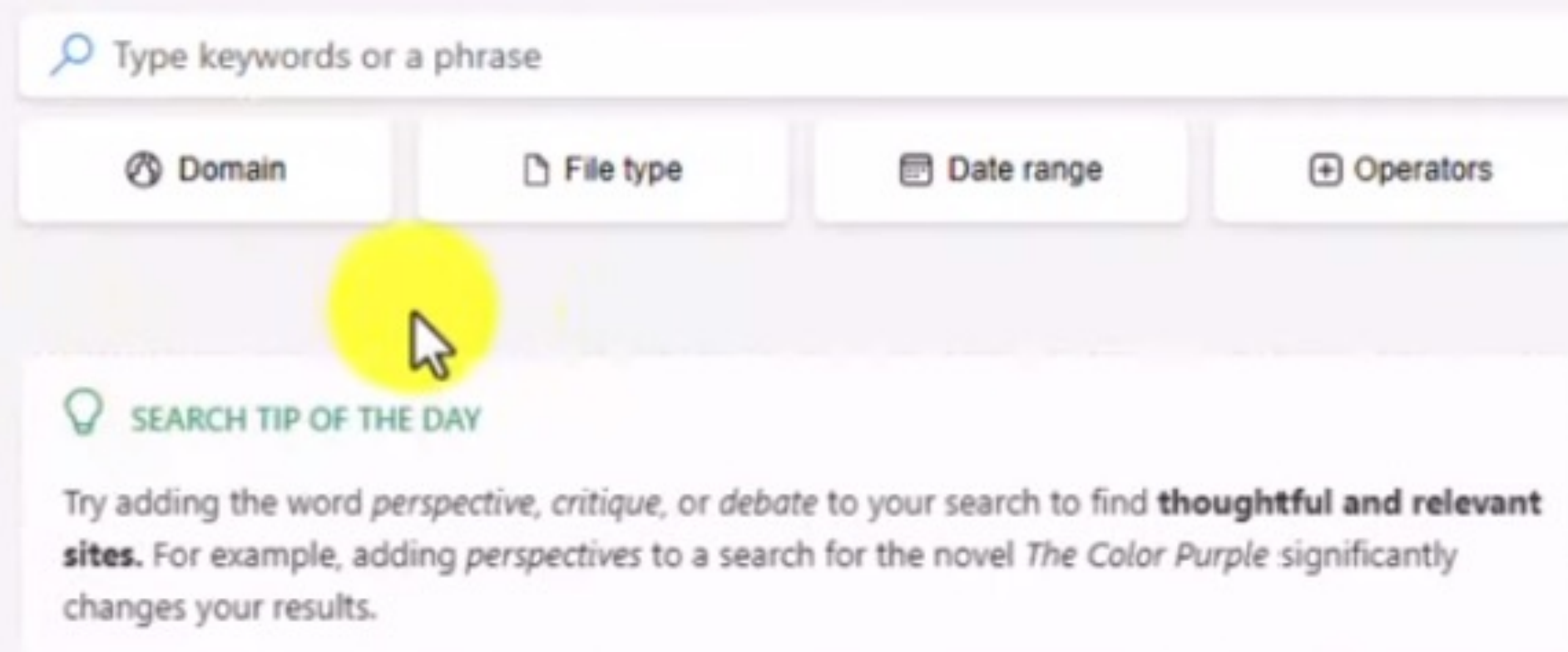
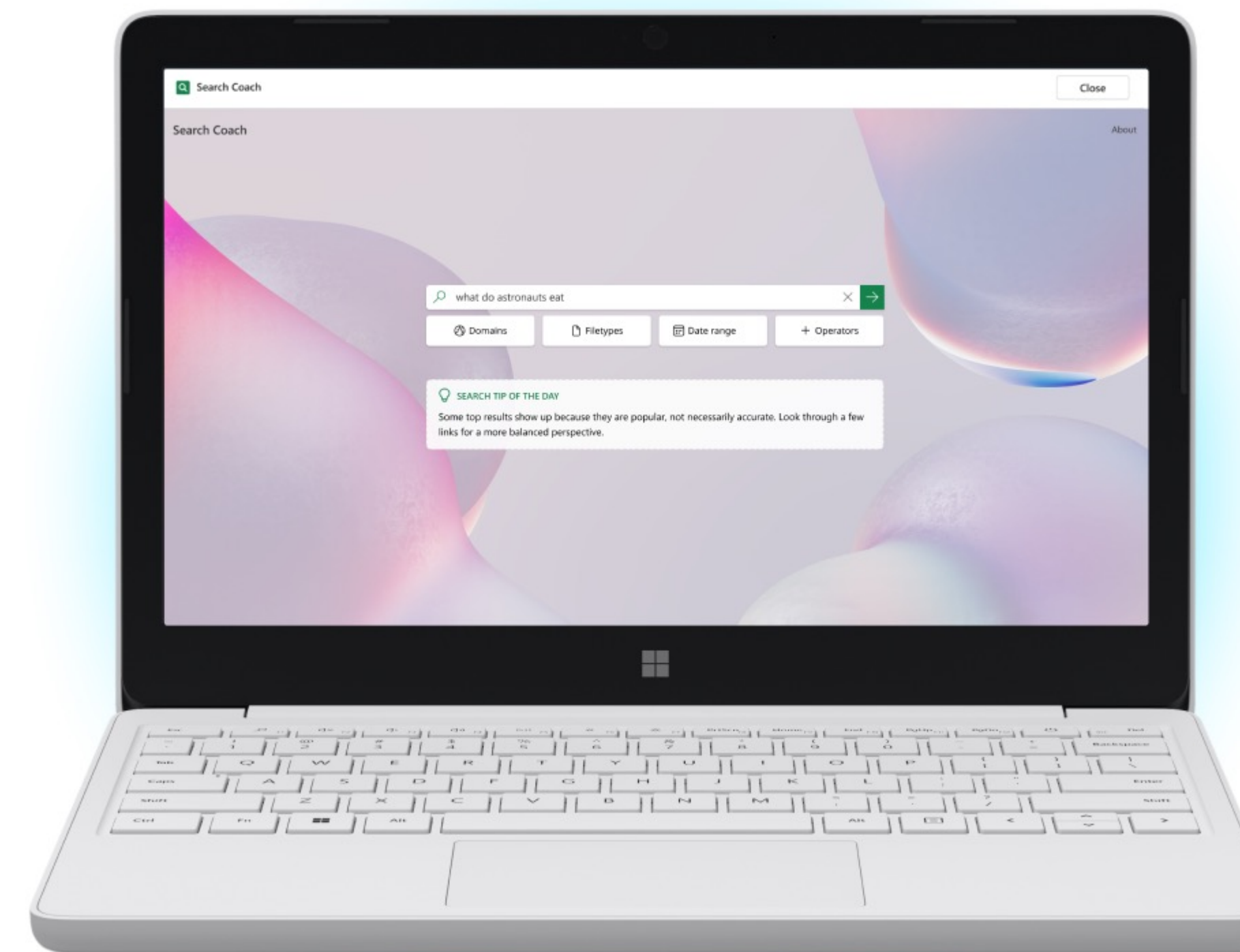
30M AGO - BEN MATHIS-LILLEY
Buckingham Palace Guard Falls Over (Video)

45M AGO - L. BRADLEY & A.M. LINDEMANN - 2M TO READ
When is Cheryl's Birthday? Solving a Logic Problem That Quickly Spread Around the World.


SWISS MADE **exchangeable straps** **from \$ 250**
right here  **slow**
slow-watches.com

Search Progress und Search Coach

- Fakten von Meinungen unterscheiden
- in einer werbefreien Umgebung effektive Suchanfragen stellen
- vertrauenswürdige Websites finden und die Ergebnisse kritisch auswerten
- Mit Filtern arbeiten



[PDF] Harriet Tubman and the End of Slavery - Constitutional Rights ...
<https://www.crf-usa.org/images/pdf/gates/Harriet-Tubman-End-of-Slavery.pdf>
Tubman's first rescue mission was prompted by news that her niece Keziah would be sold into slavery in the Deep South. Keziah's husband, John Bowley, sent word to Tubman in Philadelphia of the pending sale. In 1850,...

Reliability	Domain	Last crawled	Location
Unknown	crf-usa.org	2 days ago	

Was ist der Unterschied zwischen Search Coach und Search Progress?

Search Coach

- Eigenständige App, auf die die Lernenden jederzeit zugreifen können (eigener Tab in Microsoft Teams)
- „Internetsuche mit Stützrädern“

Search Progress

- **Integriert in Teams-Aufgaben (Assignments)**
- Ermöglicht es Lehrkräften, Rechercheprojekte zu erstellen, anzupassen und zuzuweisen
- SchülerInnen verwenden den Searchcoach in einer angepassten Umgebung, um Quellen zu sammeln und über diese nachzudenken (fact checking)



Mathe Progress & Mathe Coach


Coming to Teams

Coming to Windows, Web & LMS



mathsolver.microsoft.com

...auch auf DEUTCH verfügbar



Zusammenfassung: Learning Accelerators

Grundkompetenzen

Kompetenzen der Zukunft

Insights



Reading

Math

Well-being

Speaker

Search

Insights

Progress &
Reading Coach

Progress &
Math Coach

Microsoft Reflect

Progress &
Speaker Coach

Progress &
Search Coach

Education
Insights


ALS PRIVATE PREVIEW BEREITS VERFÜGBAR
ALLGEMEINE VERFÜGBARKEIT AB ENDE MÄRZ 2024

Designer

designer.microsoft.com



Bring your best ideas to life with Designer



❄️ Create something special for the holidays



Microsoft Learn & Educator Center

<https://learn.microsoft.com/de-at>



Learn

Dokumentation

Schulung

Anmeldeinformationen

Q&A

Codebeispiele

Bewertungen

Show

Suchen



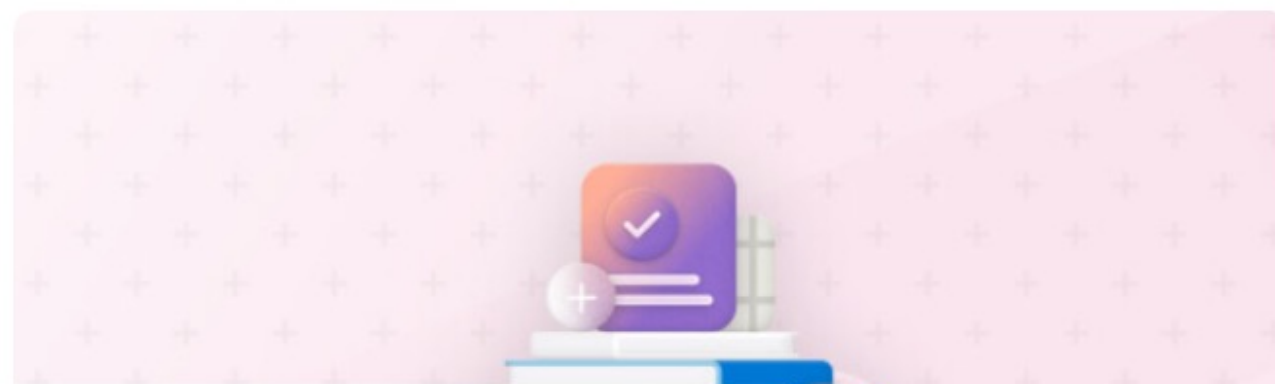
Anmelden

Microsoft Learn. Zünden Sie ein Feuerwerk an Möglichkeiten.

Erwerben Sie Fertigkeiten, die Türen öffnen. Sehen Sie alles, was Sie mit Dokumentation, praktischen Schulungen und Zertifizierungen erreichen können, damit Sie das Beste aus Microsoft-Produkten herausholen können.

In Microsoft Learn suchen


Suchen



WILLKOMMEN BEI MICROSOFT LEARN

Finden Sie Ihren Pfad

Ganz gleich, ob Sie gerade erst Ihre Karriere starten oder schon Erfahrungen vorzuweisen haben: Unser selbstgesteuerter Ansatz hilft Ihnen, in Ihrem eigenen Tempo schneller an Ihre Ziele zu gelangen und mehr Vertrauen in Ihre Fähigkeiten zu gewinnen. Entwickeln Sie Fähigkeiten durch interaktive Module und Pfade, oder lernen Sie von Kursleiter*innen. Bilden Sie sich auf Ihre Art und Weise weiter.

[Lernpfade durchsuchen](#)[Meinen Pfad anpassen](#)

Suchen Sie nach bestimmten
Schulungsinhalten?

Educator Center



Learn

Dokumentation

Schulung

Anmeldeinformationen

Q&A

Codebeispiele

Bewertungen

Show

Suchen

Anmelden

Schulung

Produkte ▾

Karrierewege ▾

Alle Schulungen durchsuchen

Educator Center ^

Hub für Lernende ▾

Häufig gestellte Fragen und Hilfe

Übersicht

Professionelle Entwicklung >

Produktleitfäden >

Unterrichtsmaterialien für Ausbilder >

Programme für Pädagogen >

WILLKOMMEN BEI MICROSOFT LEARN

Finden Sie Ihren Pfad

Ganz gleich, ob Sie gerade erst Ihre Karriere starten oder schon Erfahrungen vorzuweisen haben: Unser selbstgesteuerter Ansatz hilft Ihnen, in Ihrem eigenen Tempo schneller an Ihre Ziele zu gelangen und mehr Vertrauen in Ihre Fähigkeiten zu gewinnen. Entwickeln Sie Fähigkeiten durch interaktive Module und Pfade, oder lernen Sie von Kursleiter*innen. Bilden Sie sich auf Ihre Art und Weise weiter.

Lernpfade durchsuchen

Meinen Pfad anpassen



Suchen Sie nach bestimmten Schulungsinhalten?

Filter

Alle löschen

Produkte

- Azure
- Microsoft 365
- Microsoft Copilot

Rollen

- Datentechniker
- Geschäftskunde
- Lehrkräfte für Hochschulbildung
- Lehrkräfte für Primar- und Sekundarstufe
- Schulleiter

Ebenen

- Anfänger

Fächer

- Künstliche Intelligenz

Suchen

Lehrkräfte für Hochschulbildung × Lehrkräfte für Primar- und Sekundarstufe × Schulleiter × Künstliche Intelligenz ×

5 Ergebnisse

Sortieren nach: **Beliebt** ▾

MODUL

Ein Leitfaden zur künstlichen Intelligenz

🕒 33 min

Azure •
Lehrkräfte für Primar- und
Sekundarstufe
Anfänger



⊕ Hinzufügen

MODUL

Anpassen von Schulungen mit KI

🕒 17 min

Azure •
Lehrkräfte für Primar- und
Sekundarstufe
Anfänger



⊕ Hinzufügen

MODUL

Verwenden von KI-basierten Tools für Schulungen

🕒 1 h 27 min

Azure •
Lehrkräfte für Primar- und
Sekundarstufe
Anfänger



⊕ Hinzufügen

LERNPFAD

Einführung in das Thema künstliche Intelligenz für Kursleiter*innen

🕒 2 h 36 min

Azure •
Lehrkräfte für Primar- und
Sekundarstufe
Anfänger



MODUL

Exploring artificial intelligence in action

🕒 19 min

Azure •
Lehrkräfte für Primar- und
Sekundarstufe
Anfänger



AI for Educators course on Microsoft Learn

<https://aka.ms/aiforeducators>



1000 XP

Empower educators to explore the potential of artificial intelligence

53 min • Module • 9 Units

★★★★★ 4.8 (614)

Beginner

K-12 Educator

Higher Education Educator

Bing

Microsoft Edge

Flip

PowerPoint

Navigate AI in education by looking at essential AI concepts, techniques, and tools, highlighting practical applications. AI can support personalized learning, automate daily tasks, and provide insights for data-driven decision making.

Learning objectives

Upon completion of this module, you'll be able to:

- Describe generative AI in the broader context of AI in terms of how these systems work and what they can do.
- Explain what a large language model (LLM) is and the basics of how it works.
- Use generative and summative capabilities of LLMs (generate text, expand from main points, condense into main points, answer questions based on given text, etc.).
- Summarize potential impacts.
- Explain how AI can be used to improve learning outcomes, reduce educator workload, and increase learner engagement.

Microsoft Copilot für Lehrkräfte Kurs auf Microsoft Learn

aka.ms/CopilotforEducators



900 XP

Enhance teaching and learning with Microsoft Copilot

1 hr • Module • 8 Units

[Feedback](#)

Beginner K-12 Educator School Leader Higher Education Educator Bing Microsoft Edge Copilot

Explore using Microsoft Copilot in education by learning basic concepts, modes, and features and then applying that knowledge to design effective prompts and analyze results.

Learning objectives

Upon completion of this module, you'll be able to:

- Summarize the basics of Microsoft Copilot and how they can help educators
- Use Copilot and use the basic functionality provided in all its features
- Design prompts that support teaching and learning
- Judge the responses produced by Copilot for overall quality and credibility

[ISTE Standards for Educators](#) [↗]:

- Educator - Designer
- Educator - Learner

Austattung und Unterstützung von Lernenden mit KI-Tools von Microsoft



1000 XP

Equip and support learners with AI tools from Microsoft

1 hr • Module • 9 Units

[Feedback](#)

Beginner

K-12 Educator

School Leader

Higher Education Educator

Bing

Microsoft Edge

Microsoft Copilot

Microsoft MakeCode

PowerPoint

This module shows educators how to help learners discover, interact, and create with AI and generative AI. It also covers the responsible use of AI and explains the art of prompt engineering to help learners to explore the possibilities of AI.

Learning objectives

Upon completion of this module, you'll be able to:

- Recognize what AI and generative AI are and why it's helpful for learners to understand the difference and their importance.
- Demonstrate how to teach learners to thoughtfully engage with AI.
- Explain how learners can be responsible users of AI.

MICROSOFT LEARN EDUCATOR CENTER

Suchfortschritt und Recherche-Coach

Suchfortschritt und Recherche-Coach sind kostenlose Tools, die in Teams für Education integriert sind, die es den Lernenden ermöglichen, kritisch zu denken und mit Vertrauen zu suchen. Diese Tools bieten Kursteilnehmern Echtzeit-Coachings, wie sie effektive Abfragen erstellen und zuverlässige Ressourcen in einer sicheren, werbefreien Onlinesuchumgebung identifizieren und überprüfen können, während sie Lehrkräften Einblicke darüber bieten, wie Lernende suchen, um den Unterricht zu differenzieren.

[Kurs absolvieren](#)

- Übersicht
- Professionelle Entwicklung >
- Produktleitfäden >
- Unterrichtsmaterialien für Ausbilder >
- Programme für Pädagogen >

- Microsoft Teams for Education
- OneNote for Education
- Microsoft 365 Education
- Minecraft Education
- Flip
- Windows for Education
- PowerPoint for Education
- Plastischer Reader
- Lesefortschritt
- Suchfortschritt und Coach
- Alles durchsuchen



1000 XP

Entwickeln von Suchstrategien mit Recherche-Coach und Suchfortschritt

1 h 2 min • Modul • 9 Einheiten

 [Feedback](#)

Anfänger

Lehrkräfte für Primar- und Sekundarstufe

Lehrkräfte für Hochschulbildung

Bing

Microsoft Edge

Microsoft Teams

Recherche-Coach ermöglicht es den Lernenden, Fähigkeiten zur Informationskompetenz aufzubauen, die auf alle Suchmaschinen übertragen werden. Mit Recherche-Coach in Microsoft Teams können Lernende effektive Abfragen erstellen und zuverlässige Ressourcen identifizieren. Lehrkräfte überprüfen dann die Arbeit der Lernenden und verfolgen den Fortschritt über Insights. Suchfortschritt ermöglicht es Lehrkräften, Recherche-Coach in Teams-Aufgaben zu integrieren, sodass Lehrkräfte während eines bestimmten Forschungsprojekts eine detaillierte Ansicht der Forschungsprozesse und des kritischen Denkens der Lernenden erhalten.

Lernziele

WRAP UP

- **LEARNING BY DOING!** Copilot & Learning Accelerators
- <https://aka.ms/MicrosoftEduQuickGuides2>
- **YOUTUBE:** @MicrosoftEDU & @miketholfsen
- **EDU BLOG:** [Microsoft Education Blog](#) | [Microsoft EDU](#)
- **MS Learn & Educator Center:** Nutzen Sie die kostenlosen Trainingsunterlagen, erhalten Sie und Ihr Team Zertifizierungen

VIELEN DANK

Microsoft

A QUICK GUIDE TO SEARCH PROGRESS

Created by @miss_aird

WHAT IS SEARCH PROGRESS?

Search Progress is available through **Assignments in Microsoft Teams** for Education. This Learning Accelerator helps students practice effective searching and critical thinking skills through research projects.

"Search Progress" allows teachers to assign "Search Coach" to students. The Progress version allows students to "collect" sources they find during their research of an assigned topic. This collection is turned-in as an assignment and shared with the teacher for review/grading.

SETTING AN ASSIGNMENT

Set a Search Coach assignment in teams as usual.

Click the **Learning Accelerators** option along the bottom and select **Search Progress**.

Educators can specify how many sources pupils should select.

Assignment settings

Search:

Explanation:

Reflection:

Select the number of sources to collect, the justification prompt that students will complete for each source, and an overall reflection question.

You may want to ask:

- Why they saved a source
- The significance of the source
- The most important information from the source
- Any other key factor educators deem important to the goals of the research project

REFERENCE LIST

Search Progress can be saved and attached to assignments with other documents, such as essays or presentations to give a bibliography. Including this can also increase the visibility into the process behind the product.

Sources copied!

May, Sandra. "Eating in Space." NASA, 8 June 2015. www.nasa.gov/audience/foreducators/tem-on-stations/diet_eating

Bugos, Claire. "How Do Scientists Build the Best Diet for Astronauts?" Astronomy Magazine, 18 May 2023. www.astronomy.com/space-explorers/how-do-scientists-build-the-best-diet-for-astronauts/

EXTERNAL SOURCES

Lateral reading can help students find valuable sources beyond their search results.

Students can add in sources they found out with of Search Coach and explain how they found it and why they this the source is useful.

INSIGHTS

Educators can review each learner's assignment summary page which includes:

- How many searches learners conducted
- How many sources learners saved
- How many links learners opened
- Filters learners used
- See which search terms led to each saved result

Search term	Opened websites	Saved sources
what do astronauts eat search discipal	4	2
astronaut daily diet search Last 24 hours	2	0
astronaut AND daily diet OR nutrition	1	1
space food	0	0

PUPIL REFLECTION

Learners use an **augmented version of Search Coach** to search for, collect, and annotate a desired number of sources.

Like "showing your work" in a math question, Search Progress requires learners to show their research process and the critical thinking behind their source selections.

Learners explain their selections and **reflect on their research process**, educators gain insight into learners' thinking.

Describe why you added this source.

Enter explanation

Use as annotation field in citation

ACCELERATE LEARNING WITH THE RIGHT TOOLS: FIND ADDITIONAL QUICK GUIDES TO GET STARTED